

Life Cycle Assessment Comparison between Methanol and Ethanol Feedstock for the Biodiesel from Soybean Oil

Pawit Tangviroon, Apichit Svang-Ariyaskul

Abstract—As the limited availability of petroleum-based fuel has been a major concern, biodiesel is one of the most attractive alternative fuels because it is renewable and it also has advantages over the conventional petroleum-based diesel. At Present, productions of biodiesel generally perform by transesterification of vegetable oils with low molecular weight alcohol, mainly methanol, using chemical catalysts. Methanol is petrochemical product that makes biodiesel producing from methanol to be not pure renewable energy source. Therefore, ethanol as a product produced by fermentation processes. It appears as a potential feed stock that makes biodiesel to be pure renewable alternative fuel. The research is conducted based on two biodiesel production processes by reacting soybean oils with methanol and ethanol. Life cycle assessment was carried out in order to evaluate the environmental impacts and to identify the process alternative. Nine mid-point impact categories are investigated. The results indicate that better performance on abiotic depletion potential (ADP) and acidification potential (AP) are observed in biodiesel production from methanol when compared with biodiesel production from ethanol due to less energy consumption during the production processes. Except for ADP and AP, using methanol as feed stock does not show any advantages over biodiesel from ethanol. The single score method is also included in this study in order to identify the best option between two processes of biodiesel production. The global normalization and weighting factor based on ecotaxes are used and it shows that producing biodiesel from ethanol has less environmental load compare to biodiesel from methanol.

Keywords—Biodiesel, Ethanol, Life Cycle Assessment, Methanol, Soybean Oil.

I. INTRODUCTION

PRESENTLY, the limited availability of petroleum-based fuel has been a major concern [1]. As the global energy consumption is rapidly increasing, our main fossil fuel resources are constantly declining and it is predicted that they will soon fail to meet global demand [2]. The shortage of crude oil is inevitable; therefore, the production of alternative fuels has been receiving significant interest from researchers around the world. Biodiesel is one of the most attractive alternative fuels because it has advantages over the conventional petroleum-based diesel.

Apichit Svang-Ariyaskul is with the School of Bio-Chemical Engineering and Technology, Sirindhorn International Institution of Technology, Patthumthani Thailand 12120 (phone: (66)2-986-9103; fax: (66)2-9869112 e-mail: apichit@siit.tu.ac.th).

Pawit Tangviroon was with the School of Bio-Chemical Engineering and Technology, Sirindhorn International Institution of Technology, Patthumthani Thailand 12120 (phone: (66)2-986-9103; fax: (66)2-9869112).

These advantages include low sulfur content, biodegradability, and net zero carbon dioxide emission. Moreover, biodiesel shares many properties with petro diesel [3], including specific gravity, flash point, cloud point, pour point, viscosity, and octane number. As a result, biodiesel can directly replace conventional diesel.

Biodiesel is produced from vegetable oils or animal fats which contain triglycerides (TG) and free fatty acids (FFA).



Reaction (1) shows transesterification of triglycerides and low molecular weight alcohol to produce biodiesel and glycerol as by-product. Generally, undergoes in homogeneous base catalyst environment [3], [4]. Stoichiometrically, a higher molar ratio of alcohol to oil is required to obtain greater conversion [5].

There are various kinds of oils that are suitable to become feed stock for biodiesel production. Examples are soybean oil [6], [7], palm oil [8], waste cooking-oils [3], and Jatropha oil [9]. Among those potential feed stocks, soybean oil has been chosen to be the target of this study. The attractive advantages of using soybean oil are;

- Cultivation conditions are suitable for Thailand [10], [11].
- Short life cycle [10], [11]
- Low free fatty acid content [12]

At Present, productions of biodiesel generally perform by transesterification of vegetable oils with low molecular weight alcohol, mainly methanol, using chemical catalysts [13]. Methanol is petrochemical product that makes biodiesel producing from methanol to be not pure renewable energy source [14]. Therefore, ethanol as a product produced by fermentation processes using biomass from various sources appears as a potential feed stock that makes biodiesel to be pure renewable alternative fuel [15], [16]. However, environmental analysis has to be analyzed to design which one should be the potential feed stock.

Life cycle assessment or LCA is a tool to identify the environment impacts of the product. It means that product is followed from its “cradle” where raw materials are extracted from natural resources through production and use to its “grave”, the disposal. The impact is analyzed by separating into categories in a quantitative way. Life cycle assessment has been applied in product development, product improvement, and product comparison [17].

The present work deals with transesterification of soybean oil to biodiesel using different alcohol feed stock (methanol and ethanol) which result in different production process. These two processes were investigated in order to evaluate and compare the environmental impact; life cycle assessment (LCA) is the method using to evaluate the impact. The inventory data needed to investigate including agriculture process, transportation of feedstock, production of biodiesel, transportation of biodiesel, and final vehicle operation. Process design alternatives are investigated using the Aspen Plus simulation program to estimate the inventory data for these two biodiesel production processes, with same plant capacity and product purity. The kinetic models can be obtained based on the experimental results of other researchers.

II. METHODOLOGY

A. Objective

The main objective of the study is to evaluate and compare the environmental impact, to identify the most important environmental load, and to identify the best process alternative on two biodiesel production processes, which are produced by reacting soybean oils with methanol and ethanol, respectively.

B. Functional Unit

Functional unit is chosen to provide a basis for calculating input and output. Selecting the wrong functional unit will lead to an error in life-cycle inventory. In comparison between energy production processes, functional unit is usually set to be the energy content of final product. As energy content can be assumed to be equal for biodiesel derived from methanol and ethanol [18], the functional unit in this study is set to be 1000kg of final product.

C. System Boundary and Inventory Data

Figs. 1 and 2 show the life cycle system of biodiesel production processes with methanol and ethanol, respectively. The process includes agriculture, oil extraction, alcohol production, production of biodiesel, and steam and electricity production. All of the inputs, product outputs, and emissions in the life cycle of different alcohol feedstock based biodiesel are summarized in Table I. Inventory data are mainly derived from recent studies on relevant processes and the missing data are estimated by using ASPEN Plus simulation program.

1. Soybean Cultivation

The following assumptions were made: natural process was used to remove unwanted plants, farming process was done without using agricultural machineries, material inputs and outputs were taken from Thailand Ministry of Agriculture and Cooperatives and local farmer in Thailand, and the information about average CO₂ uptake was obtained from Luis P. et al. (2008) [19].

2. Soybean Oil Extraction

Three stages of soybean oil processing were studied in detail including preprocessing, solvent extraction and

separation, and post processing. Material and energy inputs/outputs were obtained from Yong Li et al. (2006) [20].

3. Methanol Production

In this study, methanol was derived from natural gas. Three main processes were analyzed including synthesis gas production, methanol production, and purification. Material and energy inputs/outputs were taken from master thesis of Theophilus Arthur [14].

4. Ethanol Production

Ethanol was produced by fermentation of molasses using a strain of *Saccharomyces cerevisiae* (LPB-SC). The LCA considerations and assumptions are listed as follow: molasses production was ignored because it is considered as a by-product and has low economical value, mass balance base on industrial data were obtain from the work of Paula F. et al. (2008) [16], and energy inputs and outputs were estimated base on hand calculation and simulation program (ASPEN Plus).

5. Biodiesel Production

FAME and FAEE were synthesized via transesterification in batch reactor. In the FAME production, 90% conversion of methyl ester was obtained at 70°C, 6:1 molar ratio of alcohol to triglycerol, and 0.2 wt% of sodium hydroxide based on soybean oil [6]. On the other hand, ethyl ester yield of 97.2% was obtained at 70°C, 12:1 molar ratio of alcohol to triglycerol, and 0.2 wt% of sodium hydroxide based on soybean oil [7]. Material and energy balance associated with biodiesel production processes were estimated based on ASPEN Plus program with the same plant capacity and product purity.

6. Steam and Electricity Production

In steam and electricity production, natural gas was assumed to be as the only source to generate heat and electricity. Energy content of natural gas was taken from GaBi software. The emission and efficiency of electricity generation of natural gas was obtained from U.S. Energy Information Administration (EIA) [21]-[23]. The efficiency of steam production was obtained from The Office of Energy Efficiency and Renewable Energy (EERE) [24].

D. Life Cycle Allocation

Allocation methods are needed when two or more products share the same production process. There are several processes in both biodiesel production from methanol and ethanol including oil extraction, ethanol production, and biodiesel production that have co-products generated. In this study, the economic allocation was applied. This is advised as a baseline method for most allocation situations. The pricing data were obtained from varies sources such as CME globex for soybean oil and de-oil soybean [25], ICSI pricing for biodiesel [26], and Thomson Reuter for glycerin [27]. It was found that co-product from ethanol production (vinasses) was not had the economical value and was used as an intermediate in other processes, which did not include in this work. Therefore,

vinasses were not considered to have an environmental effect with regards to the scope of this study.

E. Life Cycle Impact Assessment

The potential environmental impact can include: Abiotic depletion potential (ADP), Global warming potential (GWP),

Photochemical oxidation potential (POCP), Acidification potential (AP), Eutrophication potential (EP), Human toxicity potential (HTP), Fresh water aquatic ecotoxicity potential (FAETP), Marine aquatic ecotoxicity potential (MAETP), and Terrestrial ecotoxicity potential (TETP).

TABLE I
 INPUTS, OUTPUTS, AND EMISSIONS IN THE LIFE CYCLE SYSTEM

Stages	Input/Output	Methanol based	Ethanol based	
Cultivation	Input			
	Carbon Dioxide (kg)	7004.774	6686.653	
	Fertilizer(kg)			
	Ammonium Sulphate	145.750	139.131	
	Ammonium Phosphatemonobasic	29.862	28.506	
	Ammonium Phosphatebibasic	86.808	82.865	
	Carbonyldiamide (urea)	26.042	24.860	
	Potassium Chloride	124.369	118.721	
	Insecticide (g)			
	Triazophos	1.389	1.326	
	Imidacloprid	170.143	23.202	
	Carbosulfan	1.667	1.591	
	Carbofuran	2083.385	1988.768	
	Fipronil	0.139	0.133	
	Output			
	Soybean (kg)	5112.974	4880.769	
	Fertilizer (g)			
	Ammonium Sulphate	6796.868	6488.189	
	Ammonium Phosphatemonobasic	3.247	3.100	
	Ammonium Phosphatebibasic	50.467	48.175	
	Carbonyldiamide (urea)	156.689	149.573	
	Potassium Chloride	1809.623	1727.439	
	Insecticide (g)			
Triazophos	1.034	0.987		
Imidacloprid	8.898	1.213		
Carbosulfan	1.619	1.546		
Carbofuran	753.144	718.940		
Fipronil	0.008	0.007		
Oil extraction	Input			
	Soybean (kg)	5112.974	4880.769	
	Solvent (kg)			
	n-hexane	31.700	30.261	
	2-methylpentane	12.271	11.714	
	Methycyclopentane	6.647	6.345	
	2,2-diomethylbutane	0.511	0.488	
	Energy (MJ)			
	Fuel	3105.621	2964.579	
	Electricity	293.485	280.156	
	Output			
	Soybean oil (kg)	997.030	951.750	
	De-oil soybean (kg)	3754.759	3584.237	
Solvent (kg)				
n-hexane	31.700	30.261		
2-methylpentane	12.271	11.714		
Methycyclopentane	6.647	6.345		
2,2-diomethylbutane	0.511	0.488		
Alcohol Production	Input		Input	
	Water (kg)	19.077	Molasses (kg)	1566.936
	Methane (kg)	3.928	Water (kg)	4309.074
	Ethane (kg)	0.123	Ethylene Glycol (kg)	0.16

	Propane (kg)	0.021	Energy(MJ)	
	Butane (kg)	0.016	Fuel	5375.052
	Nitrogen (kg)	0.025	Electricity	4196.337
	Oxygen (kg)	2.267	Output	
	Energy(MJ)		Ethanol (kg)	151.027
	Fuel	1925.466	Venasse (kg)	4382.165
	Electricity	428.697	Water	1342.818
	Output		Ethanol	0.026
	Methanol(kg)	109.651	Ethylene Glycol	0.16
	Waste water (kg)			
	Water	2.493		
	Methanol	0.002		
	Carbon Dioxide	0.001		
	Off Gas (kg)			
	Methanol	0.425		
	Carbon Monoxide	13.975		
	Carbon Dioxide	10.953		
	Steam	21.477		
	Methane	1.789		
	Hydrogen	1.385		
	Nitrogen	0.028		
Biodiesel Production	Input			
	Soybean oil (kg)	997.03		951.75
	Alcohol (kg)	109.651		151.027
	Water (kg)	1719		1719
	Sodium Hydroxide (kg)	2.216		2.936
	Hydrochloric acid (kg)	2.02		2.677
	Energy (MJ)			
	Fuel	6291.31		8821.179
	Electricity	5482.947		8196.241
	Output			
	Biodiesel (kg)	1000		1000
	Glycerol (kg)	103		103
	Waste water (kg)			
	H2O	1672.736		1704.948
	MEOH	1.328		0.427
	Glycerol	1.415		2.201
	NaCl	3.15		4.254
Steam and Electricity Production	Input			
	Natural gas	735.436		1326.829
	Output			
	Carbon Monoxide	0.524		0.946
	Carbon Dioxide	1533.84		2767.266
	Sulfur Dioxide	0.013		0.024
	NO _x	1.206		2.176

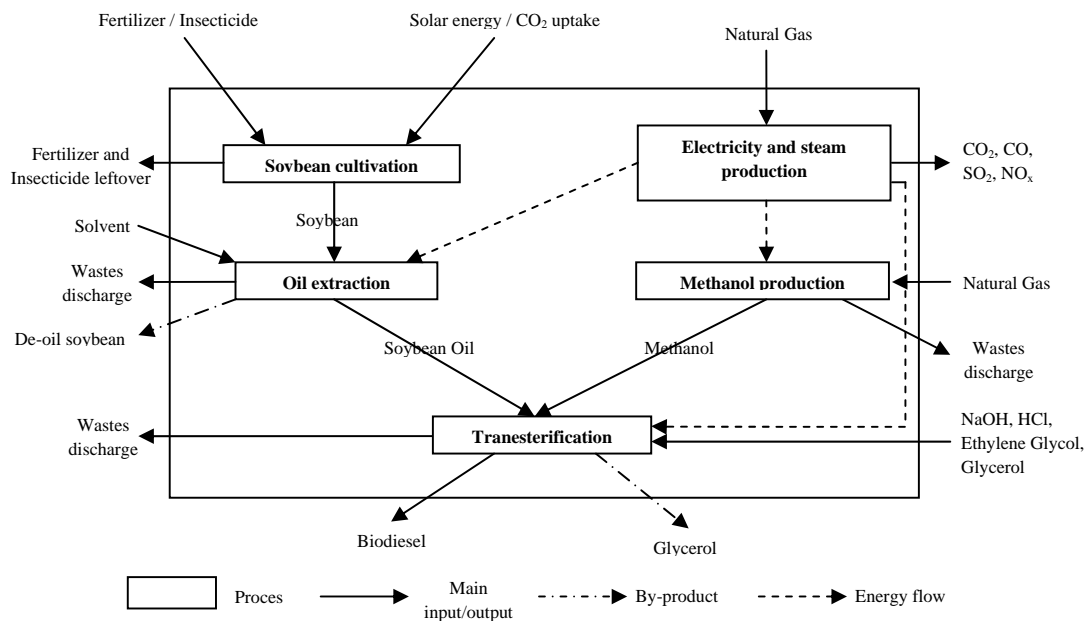


Fig. 1 Life cycle system of methanol based biodiesel production

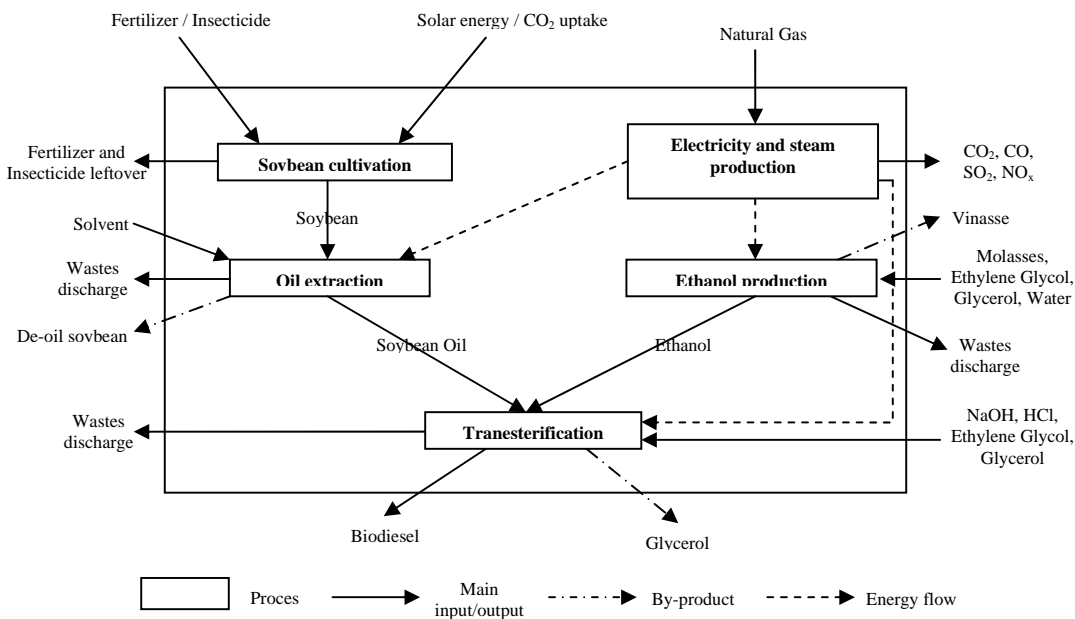


Fig. 2 Life cycle system of ethanol based biodiesel production

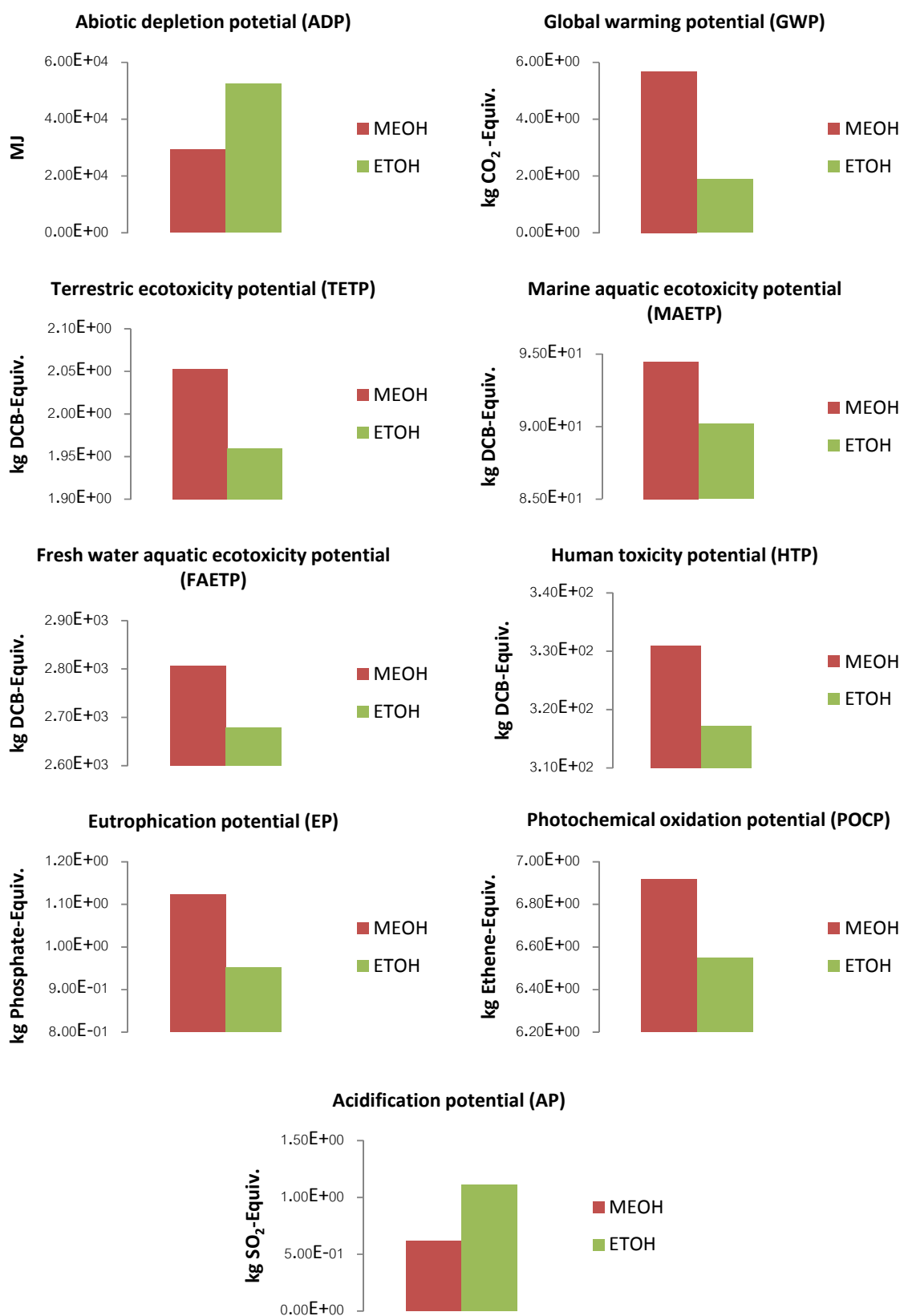


Fig. 3 Comparative LCA Results per Impact Categories

F. Interpretation

The comparative environmental evaluation is performed to understand the environmental load contributed to specific processes per impact category, and to determine the reasons of the change of environmental impacts of biodiesel production process using different alcohol feedstocks (methanol and ethanol).

III. RESULT AND DISCUSSION

Five processes of biodiesel production were considered in this study including soybean cultivation, soybean oil extraction, alcohol production, biodiesel production, and steam and electricity production. These five processes were described in details in system boundary and inventory data part. In this work, biodiesel production is separated into two cases: Case 1 for the methanol feed stock and Case 2 for the ethanol feed stock. The functional unit was set to 1000 kg of biodiesel and natural gas was assumed to be the only heating source to produce heat and electricity. Fig. 3 shows the comparative LCA results per impact categories of methanol and ethanol based biodiesel.

When compared with methanol based biodiesel, the life cycle ADP and AP of biodiesel from ethanol are higher by 44.1% and 44.5%, respectively. Separation process plays an important role to this significant difference. About 40% higher amount of heat was used in biodiesel production from ethanol. Unlike methanol, ethanol forms azeotrope with water, which causes separation problem. In this study, ethanol and water were separated by using extractive distillation having ethylene glycol mixed with glycerol as an entrainer that was the primary reason of the significant increase in energy consumption. The more energy used, the more fuel (abiotic resource) was consumed. More air pollutant was also emitted but only affect to AP. It should also result in the increasing of Global Warming Potential (GWP) but it was not. GWP is decreased by 66% compared to biodiesel from methanol. The reason of this significant decrease is that the large amount of CO₂ uptake in cultivation of soybean, which is cover all emitted CO₂ in biodiesel production. Moreover, in methanol production process, emission of methane has strongly effect in impact of GWP.

As can be seen in Fig. 3, except for ADP and AP, using methanol as feed stock did not show any advantages over biodiesel from ethanol. Photochemical oxidation potential (POCP) was increased by 5.3%. It was mainly caused by the emission of solvents in soybean oil extraction process. Around 51.1 kg of solvents were discharged in methanol based biodiesel while 48.8 kg were leaked in ethanol based biodiesel. The solvent composes of four substances, which are hexane, 3-methylpentane, methyl cyclopentane, and 2,3-dimethylbutane.

Eutrophication potential, human toxicity potential, fresh water aquatic ecotoxicity potential, marine aquatic ecotoxicity potential and terrestrial ecotoxicity potential were all about 0.05 times higher. It was found that the higher in these four categories was mainly come from the emission during soybean

cultivation. The emissions of ammonium and phosphate from fertilizer to environment had significant effect to eutrophication potential. For the other three categories, the used of insecticides was the main contributor.

Even though both of biodiesel production processes used the same chemicals but unequal amount of chemicals were leaked to the environment. Biodiesel from methanol required larger amount of feedstock to produce the same amount of biodiesel. The increase of feed stock leads to larger amount of chemicals discharged to the environment. Therefore, the environmental load of biodiesel from methanol was higher in most of impact categories.

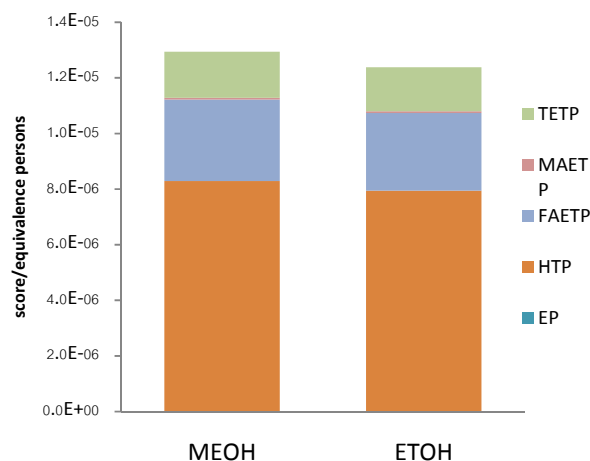


Fig. 4 Comparison of LCA Single Score Result

Fig. 4 shows comparison of the impact assessment using single score method. This method was introduced to identify the best option among biodiesel from methanol feedstock and biodiesel from ethanol feedstock. All of nine mid-point impact categories were combined into one single score by using global normalization and weighting factors. In this study, the information about normalization and weighting factors were obtained from Sleeswijk et al. (2008) [28] and Finnveden et al. (2006) [29], respectively. The result is in the unit of score/equivalence persons (the number of equivalent persons affected during one year per unit of emission).

The result shows that biodiesel production from ethanol feedstock has less environmental load when compared with biodiesel production from methanol. From Fig. 2, there are three main impact categories that contribute more than 99% of the total score. These are human toxicity, fresh water aquatic ecotoxicity, and terrestrial ecotoxicity, which are mainly caused by the emission of agrochemical from soybean cultivation. The improvement of agricultural process will result in significant reduction in environmental impact.

IV. CONCLUSION

This research was conducted based on two biodiesel production processes with different alcohol feedstocks: methanol and ethanol. The research aimed to evaluate and compare the environmental performances of the two processes

of biodiesel production. The results show that producing biodiesel from ethanol had a significantly higher impact on abiotic depletion potential (ADP) and acidification potential (AP). The main cause was the steam and electricity production. More steam and electricity are required in biodiesel from ethanol that lead to higher consumption of natural gas and emission from burning natural gas in producing steam and electricity. The emission from burning natural gas should also contribute to higher impact in global warming potential (GWP). However, lower in GWP was observed in biodiesel from ethanol due to the CO₂ uptake during soybean cultivation and the leaked methane in methanol production. For the other six categories, the production of biodiesel using ethanol has a better environmental performance over biodiesel from methanol. The emission of agrochemical and solvent play an importance role in these six categories. More agrochemical and solvent were discharged in biodiesel from methanol because in transesterification using methanol and larger amount of soybean oil have to use in order to get same amount of biodiesel product (1000 kg).

The single score method was applied to identify the best option among biodiesel from methanol feedstock and ethanol feedstock. It was done by using global normalization and weighting factor based on ecotaxes. The result indicated that biodiesel from ethanol was more environmental friendly than biodiesel from methanol. It also showed that agricultural process was the main contributor, which contributed more than 90% of the total environmental load. Further developments in soybean cultivation as well as other processes are needed to make biodiesel production more environmental friendly.

ACKNOWLEDGMENT

We would like to thank Bangchak Petroleum Funding for supporting this research.

REFERENCES

- [1] Deming, D., Oil: Are We Running Out? Memoirs-American Association of Petroleum Geologists 2001, 45-56.
- [2] Meher, L. C.; Vidya Sagar, D.; Naik, S. N., Technical aspects of biodiesel production by transesterification—a review. *Renewable and Sustainable Energy Reviews* 2006, 10 (3), 248-268.
- [3] Edgar Lotero, Y. L., Dora E. Lopez, Kaewta Suwannakarn, David A. Bruce, and James G. Goodwin, Jr., Synthesis of Biodiesel via Acid Catalysis. *Ind. Eng. Chem. Res.* 2005, 44 (14), 5353–5363.
- [4] Wang, Y.; Ou, S.; Liu, P.; Xue, F.; Tang, S., Comparison of two different processes to synthesize biodiesel by waste cooking oil. *Journal of Molecular Catalysis A: Chemical* 2006, 252 (1–2), 107-112.
- [5] Kiss, A. A., Bildea, C.S., A review of biodiesel production by integrated reactive separation technologies *Journal of Chemical Technology and Biotechnology* 2012, 87 (7), 861-879.
- [6] Nouredini, H.; Zhu, D., Kinetics of transesterification of soybean oil. *JAOCs, Journal of the American Oil Chemists' Society* 1997, 74 (11), 1457-1463.
- [7] Kucek, K. T.; César-Oliveira, M. A. F.; Wilhelm, H. M.; Ramos, L. P., Ethanolysis of refined soybean oil assisted by sodium and potassium hydroxides. *JAOCs, Journal of the American Oil Chemists' Society* 2007, 84 (4), 385-392.
- [8] Mekhilef, S.; Siga, S.; Saidur, R., A review on palm oil biodiesel as a source of renewable fuel. *Renewable and Sustainable Energy Reviews* 2011, 15 (4), 1937-1949.
- [9] Berchmans, H. J.; Hirata, S., Biodiesel production from crude *Jatropha curcas* L. seed oil with a high content of free fatty acids. *Bioresource Technology* 2008, 99 (6), 1716-1721.
- [10] Jared Whitaker, G. H., Robert Kemerait, Eric Prostko, Phillip Roberts, Nathan Smith, Amanda Smith, Pual Sumner 2013 Georgia Soybean Production Guide; Georgia Agricultural Commodity Commission For Soybean 2013.
- [11] Soybean Cultivation Methods. <http://sopmoei.maehongson.doae.go.th/page21.html>
- [12] Ramadhas, A. S.; Jayaraj, S.; Muraleedharan, C., Biodiesel production from high FFA rubber seed oil. *Fuel* 2005, 84 (4), 335-340.
- [13] Gerhard Knothe, J. V. G., and Jurgen Krahl, Biodiesel Production. AOCs Publishing: 2005.
- [14] Arthur, T. Control structure design for methanol process. Norwegian University of Science and Technology, 2010.
- [15] Letti, L. A. J.; Karp, S. G.; Woiciechowski, A. L.; Soccol, C. R., Ethanol production from soybean molasses by *Zymomonas mobilis*. *Biomass and Bioenergy* 2012, 44, 80-86.
- [16] Siqueira, P. F.; Karp, S. G.; Carvalho, J. C.; Sturm, W.; Rodríguez-León, J. A.; Tholozan, J. L.; Singhania, R. R.; Pandey, A.; Soccol, C. R., Production of bio-ethanol from soybean molasses by *Saccharomyces cerevisiae* at laboratory, pilot and industrial scales. *Bioresource Technology* 2008, 99 (17), 8156-8163.
- [17] Baumann, H., The hitch hiker's guide to LCA Studentlitteratur: Sweden, 2004.
- [18] Carlo Hamelinck, S. S., Martin Mittelbach, Julien Verolet, Bart Dehne Fatty acid ethyl esters; Ecofys, Graz University, Iterg: 2007.
- [19] Panichelli, L.; Dauriat, A.; Gnansounou, E., Life cycle assessment of soybean-based biodiesel in Argentina for export. *International Journal of Life Cycle Assessment* 2009, 14 (2), 144-159.
- [20] Li, Y.; Griffing, E.; Higgins, M.; Overcash, M., Life cycle assessment of soybean oil production. *Journal of Food Process Engineering* 2006, 29 (4), 429-445.
- [21] Natural Gas 1998: Issues and Trends; Energy Information Administration: 1999.
- [22] Administration, U. S. E. I. Form EIA-923 detailed data. <http://www.eia.gov/electricity/data/eia923/>.
- [23] Administration, U. S. E. I. Form EIA-860 detailed data. <http://www.eia.gov/electricity/data/eia860/>.
- [24] Steam End-User Training. US Department of Energy, E. E., and Renewable Energy, Ed. 2010.
- [25] Agricultural Commodities Products. <http://www.cmegroup.com/trading/agricultural/>.
- [26] Heng Hui hui, S. T., Sarah Trinder Global Biodiesel ICIS Pricing 2013.
- [27] Glycerine 80%. Reuters, T., Ed.
- [28] Sleeswijk, A. W.; van Oers, L. F. C. M.; Guinée, J. B.; Struijs, J.; Huijbregts, M. A. J., Normalisation in product life cycle assessment: An LCA of the global and European economic systems in the year 2000. *Science of the Total Environment* 2008, 390 (1), 227-240.
- [29] Finnveden, G.; Eldh, P.; Johansson, J., Weighting in LCA based on ecotaxes: Development of a mid-point method and experiences from case studies. *International Journal of Life Cycle Assessment* 2006, 11 (SPEC. ISS. 1), 81-88.