

Blind Identification Channel Using Higher Order Cumulants with Application to Equalization for MC-CDMA System

Mohammed Zidane, Said Safi, Mohamed Sabri, Ahmed Boumezzough

Abstract—In this paper we propose an algorithm based on higher order cumulants, for blind impulse response identification of frequency radio channels and downlink (MC-CDMA) system Equalization. In order to test its efficiency, we have compared with another algorithm proposed in the literature, for that we considered on theoretical channel as the Proakis's 'B' channel and practical frequency selective fading channel, called Broadband Radio Access Network (BRAN C), normalized for (MC-CDMA) systems, excited by non-Gaussian sequences. In the part of (MC-CDMA), we use the Minimum Mean Square Error (MMSE) equalizer after the channel identification to correct the channel's distortion. The simulation results, in noisy environment and for different signal to noise ratio (SNR), are presented to illustrate the accuracy of the proposed algorithm.

Keywords—Blind identification and equalization, Higher Order Cumulants, (MC-CDMA) system, MMSE equalizer.

I. INTRODUCTION

IN the literature several works show that the signal processing techniques using Higher-Order Statistics (HOS) or cumulants have attracted considerable attention [1,2,3,4,5,6,10]. Considerable work has been done in the area of model parameters identification [8], which consist in using second order statistics. But, these statistics are sensible to additive Gaussian noise. Thus, their performances degrade when the output is noisy and they are incapable to identify the nonminimum phase systems [2,7]. In this work, we propose on blind algorithm based on higher order cumulants, this approach allows the resolution of the insoluble problems using the second order statistics. In order to test the efficiency of the proposed algorithm we have compared with the Zhang et al. Algorithm [3]. In this paper we have considered on theoretical channel as the Proakis's 'B' channel, and practical frequency selective fading channel called Broadband Radio Access Network (BRAN C) [11,12] normalized for MC-CDMA systems, excited by a non-Gaussian sequences, for different signal to noise ratio (SNR). The principles of MC-CDMA is that a single data symbol is transmitted at multiple narrow band subcarriers [13]. Indeed, in MC-CDMA systems, spreading codes are applied in the frequency domain and transmitted over independent sub-carriers. In most wireless

environments, there are many obstacles in the channels, such as buildings, mountains and walls between the transmitter and the receiver. Reflections from these obstacles cause many different propagation paths. The problem encountered in communication is the synchronization between the transmitter and the receiver, due to the echoes and reflection between the transmitter and the receiver. Synchronization errors cause loss of orthogonality among sub-carriers and considerably degrade the performance especially when large number of subcarriers presents [14]. In this paper, we propose a blind identification algorithm based on higher order cumulants, for identification of the Broadband Radio Access Network Channel such as BRAN C, compared with the Zhang et al algorithm. The application of this algorithms in the context of downlink MC-CDMA equalization is also considered.

II. PROBLEM FORMULATION

We consider the following discrete time, causal, linear of the Finite Impulse Response (FIR) system represented on figure 1 and described by equations (1) and (2), with the following assumptions : In order to simplify the construction of the algorithm we assume that:

- The input sequence, $x(k)$, is independent and identically distributed (*i.i.d*) zero mean, and non-Gaussian.
- The system is causal and truncated, i.e. $h(k) = 0$ for $k < 0$ and $k > q$, where $h(0) = 1$.
- The system order q is known.
- The measurement noise sequence $n(k)$ is assumed zero mean, *i.i.d*, Gaussian and independent of $x(k)$ with unknown variance.

The problem statement is to identify the parameters of the system $h(k)_{(k=1,\dots,q)}$ using the cumulants of the measured output process $y(k)$.

The output time series is described by

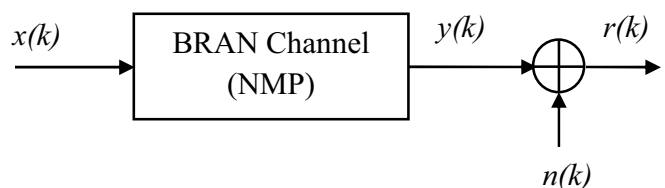


Fig. 1. Channel model

M. Zidane and M. Sabri are with Department of Physics, Faculty of Sciences and technology, Sultan Moulay Slimane University, Morocco (e-mail: zidane.ilco@gmail.com).

S. Safi are with the Department of Mathematics and Informatics, Polydisciplinary Faculty, Sultan Moulay Slimane University, Morocco.

A. Boumezzough are with Department of Physics, Polydisciplinary Faculty, Sultan Moulay Slimane University, Morocco.

$$y(k) = \sum_{i=1}^q x(i)h(k-i). \quad (1)$$

With noise :

$$r(k) = y(k) + n(k), \quad (2)$$

where $n(k)$ is the noise sequence.

III. PROPOSED ALGORITHM: ALGO-ZSS

The equation proposed in [8] presents the relationship between, different m^{th} and n^{th} cumulants of the output signal, $y(n)$, as follows:

$$\begin{aligned} & \sum_{j=0}^q h(j) \left[\prod_{k=1}^{m-s-1} h(j+\tau_k) \right] C_{ny}(\beta_1, \dots, \beta_{n-s-1}, j+\alpha_1, \dots, j+\alpha_s) \\ &= \varepsilon_{n,m} \sum_{i=0}^q h(i) \left[\prod_{k=1}^{n-s-1} h(i+\beta_k) \right] C_{my}(\tau_1, \dots, \tau_{m-s-1}, i+\alpha_1, \dots, i+\alpha_s), \end{aligned} \quad (3)$$

with $\varepsilon_{n,m} = \frac{\xi_{nx}}{\xi_{mx}}$ and $1 \leq s \leq \min(m, n) - 2$, where ξ_{mx} represents the m^{th} order cumulants of the excitation signal $x(i)$ at origin.

Based on the relationship (3) we can develop the following algorithm based on the Higher Order Cumulants (HOC).

If we take $n = 4$ and $m = 3$ into (3) we obtain:

$$\begin{aligned} & \sum_{j=0}^q h(j)h(j+\tau_1)C_{4y}(\beta_1, \beta_2, j+\alpha_1) \\ &= \frac{\xi_{4x}}{\xi_{3x}} \sum_{i=0}^q h(i)h(i+\beta_1)h(i+\beta_2)C_{3y}(\tau_1, i+\alpha_1). \end{aligned} \quad (4)$$

If we take $\beta_1 = \beta_2 = 0$ into (4) we obtain the Following equation:

$$\sum_{i=0}^q h^3(i)C_{3y}(\tau_1, i+\alpha_1) = \frac{\xi_{3x}}{\xi_{4x}} \sum_{j=0}^q h(j)h(j+\tau_1)C_{4y}(0, 0, j+\alpha_1). \quad (5)$$

Else if we take $\tau_1 = q$ into (5). The considered system is causal we obtain the Following equation:

$$\sum_{i=0}^q h^3(i)C_{3y}(q, i+\alpha_1) = \frac{\xi_{3x}}{\xi_{4x}} h(0)h(q)C_{4y}(0, 0, \alpha_1), \quad (6)$$

where $h(0) = 1$.

$$\sum_{i=1}^q h^3(i)C_{3y}(q, i+\alpha_1) = \frac{\xi_{3x}}{\xi_{4x}} h(q)C_{4y}(0, 0, \alpha_1) - C_{3y}(q, \alpha_1). \quad (7)$$

To simplify the (7), we consider the relation of Brillinger and Rosenblatt already used in [7,9,10] describe with following equation for $m = 4$:

$$C_{4y}(t_1, t_2, t_3) = \xi_{4x} \sum_{i=0}^q h(i)h(i+t_1)h(i+t_2)h(i+t_3). \quad (8)$$

If $t_1 = t_2 = t_3 = q$ Eq. (8) becomes:

$$C_{4y}(q, q, q) = \xi_{4x} h^3(q). \quad (9)$$

Else if $t_1 = t_2 = q$ and $t_3 = 0$ (8) reduces:

$$C_{4y}(q, q, 0) = \xi_{4x} h^2(q). \quad (10)$$

From (9), (10) we obtain:

$$h(q) = \frac{C_{4y}(q, q, q)}{C_{4y}(q, q, 0)}. \quad (11)$$

Thus, we based on (11) for eliminating $h(q)$ in (7), we obtain the following equation:

$$\sum_{i=1}^q h^3(i)C_{3y}(q, i+\alpha_1) = \frac{\xi_{3x}}{\xi_{4x}} \frac{C_{4y}(q, q, q)}{C_{4y}(q, q, 0)} C_{4y}(0, 0, \alpha_1) - C_{3y}(q, \alpha_1), \quad (12)$$

with

$$-q \leq \alpha_1 \leq q. \quad (13)$$

Then, from (12) and (13) the system of equations can be written in matrix form as :

$$\begin{pmatrix} C_{3y}(q, -q+1) & \dots & C_{3y}(q, 0) \\ C_{3y}(q, -q+2) & \dots & C_{3y}(q, 1) \\ \vdots & \vdots & \vdots \\ C_{3y}(q, 1) & \dots & C_{3y}(q, q) \\ \vdots & \vdots & \vdots \\ C_{3y}(q, q+1) & \dots & C_{3y}(q, 2q) \end{pmatrix}$$

$$\times \begin{pmatrix} h^3(1) \\ \vdots \\ h^3(i) \\ \vdots \\ h^3(q) \end{pmatrix} = \begin{pmatrix} \mu C_{4y}(0, 0, -q) - C_{3y}(q, -q) \\ \mu C_{4y}(0, 0, -q+1) - C_{3y}(q, -q+1) \\ \vdots \\ \mu C_{4y}(0, 0, 0) - C_{3y}(q, 0) \\ \vdots \\ \mu C_{4y}(0, 0, q) - C_{3y}(q, q) \end{pmatrix} \quad (14)$$

where $\mu = \frac{\xi_{3x}}{\xi_{4x}} \frac{C_{4y}(q, q, q)}{C_{4y}(q, q, 0)}$,

or in more compact form, (14) can be written as follows:

$$M\theta = A. \quad (15)$$

The Least Squares (LS) solution of the system of (15), will be written under the following form

$$\hat{\theta} = (M^T M)^{-1} M^T A. \quad (16)$$

The parameters $h(j)$ for $j = 1, \dots, q$ are estimated from the estimated values $\hat{\theta}(j)$ using the following equation:

$$\hat{h}(j) = \sqrt[3]{\hat{\theta}(j)}. \quad (17)$$

IV. ZHANG ET AL ALGORITHM : ALGO-ZHANG

Zhang et al. [3] demonstrates that the coefficients $h(j)$ for an FIR system can be obtained by the following equation :

$$\sum_{i=0}^q h(i)C_{ny}^{n-1}(i-t, q, \dots, 0) = C_{ny}(t, 0, \dots, 0)C_{ny}^{n-3}(q, \dots, 0)C_{ny}(q, q, \dots, 0). \quad (18)$$

For $n = 4$, from (18), we obtain the following equation:

$$\sum_{i=0}^q h(i)C_{4y}^3(i-t, q, 0) = C_{4y}(t, 0, 0)C_{4y}(q, 0, 0)C_{4y}(q, q, 0). \quad (19)$$

for $t = -q, -q + 1, \dots, q$

$$\begin{pmatrix} C_{4y}^3(1+q, q, 0) & \dots & C_{4y}^3(2q, q, 0) \\ \vdots & \ddots & \vdots \\ C_{4y}^3(1, q, 0) & \dots & C_{4y}^3(q, q, 0) \\ \vdots & \ddots & \vdots \\ C_{4y}^3(1-q, q, 0) & \dots & C_{4y}^3(0, q, 0) \end{pmatrix} \times \begin{pmatrix} h(1) \\ \vdots \\ h(i) \\ \vdots \\ h(q) \end{pmatrix} = \begin{pmatrix} \lambda C_{4y}(-q, q, 0) - C_{4y}^3(q, q, 0) \\ \vdots \\ \lambda C_{4y}(0, 0, 0) - C_{4y}^3(0, q, 0) \\ \vdots \\ \lambda C_{4y}(q, 0, 0) - C_{4y}^3(-q, q, 0) \end{pmatrix} \quad (20)$$

Where $\lambda = C_{4y}(q, 0, 0) \times C_{4y}(q, q, 0)$
 Then, (20) can be written as follows:

$$Mh = d, \quad (21)$$

where M is the matrix of size $(2q + 1) \times (q)$ elements, h is a column vector constituted by the unknown impulse response parameters $h(k) = k = 1, \dots, q$ and d is a column vector of size $(2q + 1)$. The least squares (LS) solution of the system of (21), permits blindly identification of the parameters $h(k)$ and without any information of the input selective channel. So, the solution will be written under the following form

$$\hat{h} = (M^T M)^{-1} M^T d. \quad (22)$$

V. APPLICATION OF MC-CDMA SYSTEM

The principle of (MC-CDMA) is to transmit a data symbol of a user simultaneously on several narrowband sub-channels. These sub-channels are multiplied by the chips of the user-specific spreading code, as illustrated in Fig. 2.

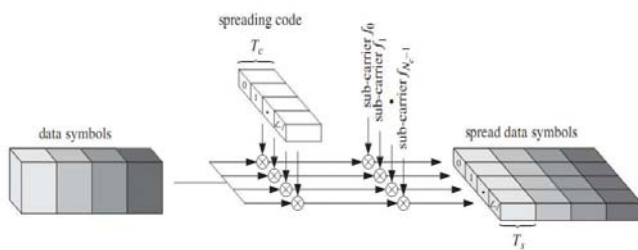


Fig. 2. MC-CDMA signal generation for one user

A. MC-CDMA Transmitter

The MC-CDMA signal is given by:

$$S_j(t) = \frac{1}{\sqrt{N_p}} \sum_{k=0}^{N_p-1} d_j c_{j,k} e^{2\pi f_k t}, \quad (23)$$

where $f_k = f_0 + \frac{k}{T_c}$, N_u is the user number and N_p is the number of subcarriers, and we consider $L_c = N_p$.

Fig. 3 explains the principle of the transmitter for downlink (MC-CDMA) systems.

We assumed that the channel is time invariant and its impulse

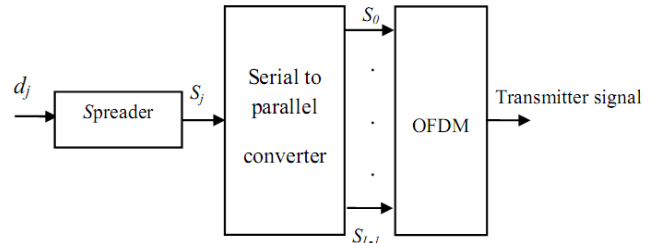


Fig. 3. MC-CDMA downlink transmitter

response is characterized by P paths of magnitudes β_p and phases θ_p , the impulse response is given by the following equation

$$h(\tau) = \sum_{p=0}^{P-1} \beta_p e^{i\theta_p} \delta(\tau - \tau_p). \quad (24)$$

B. MC-CDMA Receiver

The relationship between the emitted signal $S(t)$ and the received signal $r(t)$ is given by:

$$r(t) = h(t) * S(t) + n(t), \quad (25)$$

where $n(t)$ is an additive white Gaussian noise.

$$\begin{aligned} r(t) &= \int_{-\infty}^{+\infty} \sum_{p=0}^{P-1} \beta_p e^{i\theta_p} \delta(\tau - \tau_p) S(t - \tau) d\tau + n(t) \\ &= \sum_{p=0}^{P-1} \beta_p e^{i\theta_p} S(t - \tau_p) + n(t). \end{aligned} \quad (26)$$

The downlink received MC-CDMA signal at the input receiver is given by the following equation

$$\begin{aligned} r(t) &= \frac{1}{\sqrt{N_p}} \sum_{p=0}^{P-1} \sum_{k=0}^{N_p-1} \sum_{j=0}^{N_u-1} \times \\ &\times \text{Re}\{\beta_p e^{i\theta} d_j c_{j,k} e^{2i\pi(f_0 + k/T_c)(t - \tau_p)}\} + n(t). \end{aligned} \quad (27)$$

In fig. 4 we represent the receiver for downlink MC-CDMA systems.

In the reception, we demodulate the signal according to the N_p subcarriers, and then we multiply the received sequence by the code of the user. A receiver with single-user detection of the data symbols of user j is shown in fig. 5.

After the equalization and the despreading operation, the estimation \hat{d}_j of the emitted user symbol d_j , of the j^{th} user can be written by the following equation:

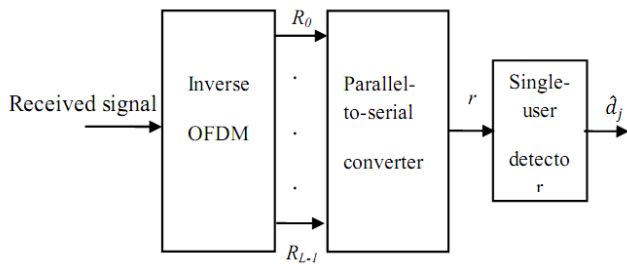


Fig. 4. MC-CDMA receiver in the terminal station

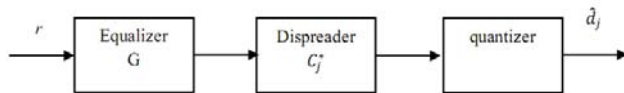


Fig. 5. MC-CDMA single-user detection

$$\begin{aligned} \hat{d}_j &= \sum_{q=0}^{N_u-1} \sum_{k=0}^{N_p-1} c_{j,k} (g_k h_k c_{q,k} d_q + g_k n_k) \\ &= \underbrace{\sum_{k=0}^{N_p-1} c_{j,k}^2 g_k h_k d_j}_{I \quad (j=q)} \\ &+ \underbrace{\sum_{q=0}^{N_u-1} \sum_{k=0}^{N_p-1} c_{j,k} c_{q,k} g_k h_k d_q}_{II \quad (j \neq q)} \\ &+ \underbrace{\sum_{k=0}^{N_p-1} c_{j,k} g_k n_k}_{III} \end{aligned} \quad (28)$$

Where the term I, II and III of (28) are, respectively, the signal of the considered user, a signals of the others users (multiple access interferences) and the noise pondered by the equalization coefficient and by spreading code of the chip.

C. MMSE equalizer for MC-CDMA system

The MMSE (Minimum Mean Square Error) technique minimize the mean square error for each subcarrier k between the transmitted signal S_k and the output detection

$$\begin{aligned} E[|\varepsilon|^2] &= E[|x_k - g_k r_k|^2] \\ &= E[(S_k - g_k h_k x_k - g_k n_k)(S_k^* - g_k^* h_k^* S_k^* - g_k^* n_k^*)]. \end{aligned} \quad (29)$$

The measurement noise sequence n_k is assumed to be zero mean ($E[n_k] = 0$), and independent of S_k , g_k and h_k . Equation (29), will be written under the following:

$$\begin{aligned} E[|\varepsilon|^2] &= E[|S_k|^2] + E[|g_k|^2 |n_k|^2] + E[|g_k|^2 |S_k|^2 |h_k|^2] \\ &+ E[|S_k|^2 (g_k h_k + g_k^* h_k^*)]. \end{aligned} \quad (30)$$

We pose, $h_k = a + ib$ and $g_k = c + id$. The minimization of the function $E[|\varepsilon|^2]$, gives us the optimal values of c and d .

$$c = \frac{2aE[|S_k|^2]}{2(a^2 + b^2)E[|S_k|^2] + 2E[|n_k|^2]}. \quad (31)$$

$$d = \frac{-2bE[|S_k|^2]}{2(a^2 + b^2)E[|S_k|^2] + 2E[|n_k|^2]}. \quad (32)$$

The minimization of the mean square error criterion, of each subcarrier as:

$$g_k = \frac{a - ib}{(a^2 + b^2) + \frac{E[|n_k|^2]}{E[|S_k|^2]}}. \quad (33)$$

$$g_k = \frac{h_k^*}{|h_k|^2 + \frac{1}{\zeta_k}}, \quad (34)$$

where $\zeta_k = \frac{E[|S_k|^2]}{E[|n_k|^2]}$ with $E[|h_k|^2] = 1$

The estimated received symbol, \hat{d}_j of symbol d_j of the user j is described by

$$\begin{aligned} \hat{d}_j &= \underbrace{\sum_{k=0}^{N_p-1} c_{j,k}^2 \frac{|h_k|^2}{|h_k|^2 + \frac{1}{\zeta_k}} d_j}_{I \quad (j=q)} \\ &+ \underbrace{\sum_{q=0}^{N_u-1} \sum_{k=0}^{N_p-1} c_{j,k} c_{q,k} \frac{|h_k|^2}{|h_k|^2 + \frac{1}{\zeta_k}} d_q}_{II \quad (j \neq q)} \\ &+ \underbrace{\sum_{k=0}^{N_p-1} c_{j,k} \frac{h_k^*}{|h_k|^2 + \frac{1}{\zeta_k}} n_k}_{III} \end{aligned} \quad (35)$$

If we assumed that the spreading code are orthogonal, i.e.,

$$\sum_{k=0}^{N_p-1} c_{j,k} c_{q,k} = 0 \quad \forall j \neq q. \quad (36)$$

Equation (35) will reduce

$$\hat{d}_j = \sum_{k=0}^{N_p-1} c_{j,k}^2 \frac{|h_k|^2}{|h_k|^2 + \frac{1}{\zeta_k}} d_j + \sum_{k=0}^{N_p-1} c_{j,k} \frac{h_k^*}{|h_k|^2 + \frac{1}{\zeta_k}} n_k \quad (37)$$

VI. SIMULATION RESULTS

In order to evaluate the performance of the proposed algorithm, we have compared it with the Zhang et al. algorithm, for that we have considered on theoretical channel as the Proakis's 'B' channel and practical frequency selective fading channel, called Broadband Radio Access Network (BRAN C), normalized for (MC-CDMA) systems, The channels output was corrupted by an Additive Gaussian Noise for different sample sizes and for 50 Monte Carlo runs.

To measure the strength of noise, we define the signal-to-noise ratio (SNR) as:

$$SNR = 10 \log \left[\frac{\sigma_y^2(k)}{\sigma_n^2(k)} \right]. \quad (38)$$

To measure the accuracy of parameter estimation, we define the mean square error (*MSE*) for each run as:

$$MSE = \frac{1}{q} \sum_{i=1}^q \left[\frac{h(i) - \hat{h}(i)}{h(i)} \right]^2, \quad (39)$$

where $\hat{h}(i)$, $i = 1, \dots, q$ are the estimated parameters in each run, and $h(i)$, $i = 1, \dots, q$ are the real parameters in the model.

A. Proakis 'B' channel

We consider the Proakis 'B' channel (Non-Minimum Phase) described by the following equation:

$$y(k) = 0.407x(k) + 0.815x(k-1) + 0.407x(k-2), \quad (40)$$

in noise free case.

$$r(k) = y(k) + n(k), \quad (41)$$

in presence of Gaussian noise.

In the Table I we represent the estimated impulse response parameters using proposed algorithm compared with the Zhang et al. algorithm

TABLE I
 ESTIMATED PARAMETERS OF THE PROAKIS 'B' CHANNEL FOR DIFFERENT SNR AND EXCITED BY SAMPLE SIZES N=4096.

SNR	$\hat{h}(i) \pm \sigma$	Algo-ZSS	Algo-Zhang
0 dB	$\hat{h}(1) \pm \sigma$	0.3064±0.5692	0.0016±0.1875
	$\hat{h}(2) \pm \sigma$	0.1822±0.7967	0.0148±0.6722
	$\hat{h}(3) \pm \sigma$	0.2998±0.4851	0.1772±0.2225
	MSE	0.1833	0.5687
8 dB	$\hat{h}(1) \pm \sigma$	0.2323±0.4253	0.2206±0.1101
	$\hat{h}(2) \pm \sigma$	0.6392±0.2955	0.3558±0.3131
	$\hat{h}(3) \pm \sigma$	0.2397±0.3923	0.2358±0.1078
	MSE	0.0999	0.1760
16 dB	$\hat{h}(1) \pm \sigma$	0.3586±0.2960	0.3087±0.1114
	$\hat{h}(2) \pm \sigma$	0.7274±0.1035	0.5493±0.2296
	$\hat{h}(3) \pm \sigma$	0.2673±0.3776	0.2948±0.0847
	MSE	0.0359	0.0602
24 dB	$\hat{h}(1) \pm \sigma$	0.3425±0.3114	0.3123±0.1059
	$\hat{h}(2) \pm \sigma$	0.7777±0.0626	0.5798±0.2333
	$\hat{h}(3) \pm \sigma$	0.3468±0.3147	0.3119±0.0893
	MSE	0.0123	0.0480

From the simulation results, presented in Table I we observe that, For all SNR and data length $N = 4096$, the values of MSE of the proposed algorithm are small than those obtained by the Zhang et al algorithm, this implies the true parameters are near the estimates parameters if we used the proposed method (Alg-ZSS). In very noisy environment ($SNR = 0dB$) we observe that the noise Gaussian have not the influence to the developed algorithm, but, had an influence on Zhang et al algorithm. This is due to non linear of the cumulants in Zhang algorithm, or the fact that Gaussian noise higher order cumulants are not identically zero, but they have values close to zero.

The following fig. 6 give a good idea about the precision of the proposed algorithm.

To conclude, the proposed method is able to estimate the parameters impulse response of the non minimum phase channel, such as the Proakis 'B' channel, in noisy environments.

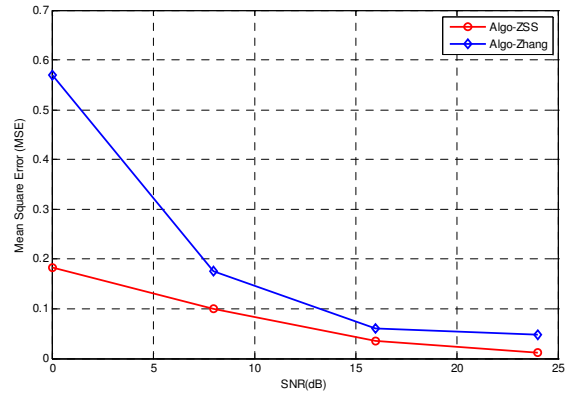


Fig. 6. Comparison of algorithms for Proakis 'B' channel for $N = 4096$.

B. BRAN C Channel

In this paragraph, we consider the problem of Broadband Radio Access Network channel identification. In Table II we have represented the values corresponding to the BRAN C radio channel impulse response. Equation (42) describes the impulse response of BRAN C radio channel.

$$h_c(k) = \sum_{i=0}^{N_T} A_i \delta(k - \tau_i). \quad (42)$$

TABLE II
 DELAY AND MAGNITUDES OF 18 TARGETS OF BRAN C CHANNEL.

Delay τ_i [ns]	Mag. A_i [dB]	Delay τ_i [ns]	Mag. A_i [dB]
0	-3.3	230	-3.0
10	-3.6	280	-4.4
20	-3.9	330	-5.9
30	-4.2	400	-5.3
50	0.0	490	-7.9
80	-0.9	600	-9.4
110	-1.7	730	-13.2
140	-2.6	880	-16.3
180	-1.5	1050	-21.2

Although, the BRAN C channels is constituted by $N_T = 18$ parameters and seeing that the latest parameters are very small, for that we have taking the following procedure:

- We decompose the BRAN C channel impulse response into four sub-channel as follow:

$$h(k) = \sum_{j=1}^3 h_j(k) \quad (43)$$

- We estimate the parameters of each sub-channel independently.
- We add all sub channel parameters, to construct the full BRAN C channels impulse response.

In fig. 7 we represent the estimation of the impulse response of BRAN C channel using the proposed algorithm compared with the Zhang et al algorithm in the case of $SNR = 16dB$ and data length $N = 5400$.

From the fig. 7 we observe that the estimated all target of

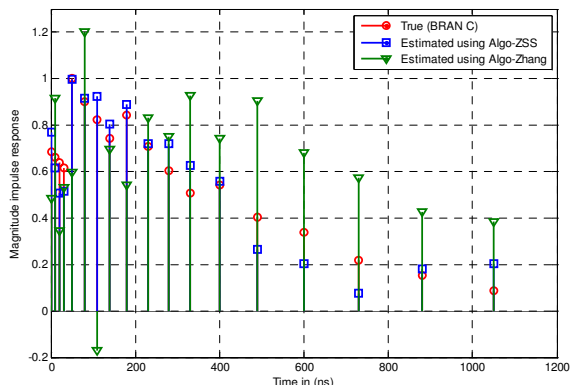


Fig. 7. Estimated of the BRAN C channel impulse response, for an $SNR = 16dB$ and a data length $N = 5400$.

BRAN C radio channel impulse response will be closed to the true ones using the proposed method (Algo-ZSS), but if we use the Zhang et al algorithm (Algo-Zhang) we remark more difference between the estimated and real parameters.

In the following figures (fig. 8 and fig. 9) we represent respectively the estimated magnitude and phase response of the BRAN C channel using the proposed and Zhang et al algorithm, when the $SNR = 16dB$ and the data length $N = 5400$.

From the fig. 8 and fig. 9 we observe that the proposed method

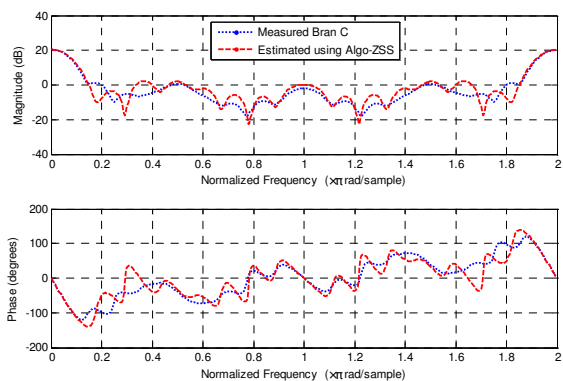


Fig. 8. Estimated of the BRAN C channel impulse response using all target, for an $SNR = 16dB$ and a data length $N = 5400$

(Algo-ZSS) give us a very good estimation of magnitude and phase of BRAN C channel impulse response. But using (Algo-Zhang) we remark a more difference between the estimated magnitude and the measured ones. Then we observe that the estimate of the phase of BRAN C channel impulse response degrade if we used the (Algo-Zhang) algorithm. Finally, we obtain a very good estimation of magnitude and phase response of the BRAN C channel, principally if we used the proposed algorithm (Algo-ZSS).

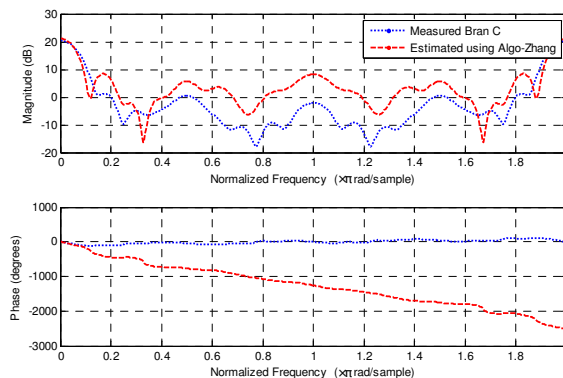


Fig. 9. Estimated of the BRAN C channel impulse response using all target, for an $SNR = 16dB$ and a data length $N = 5400$

VII. MMSE EQUALIZER TECHNIQUE TO CORRECT THE CHANNEL DISTORTION

In this section we consider the BER , for on equalizer Minimum Mean Square Error (MMSE), to evaluate the performance of the (MC-CDMA) systems. The results are evaluated for different values of SNR .

We represent in the fig. 10, the simulation results of BER estimation, for different SNR , using the proposed algorithm (Algo-ZSS) compared with the the results obtained the (Algo-Zhang) algorithm of the BRAN C channel impulse response.

From the fig. 10, we observe that the blind MMSE

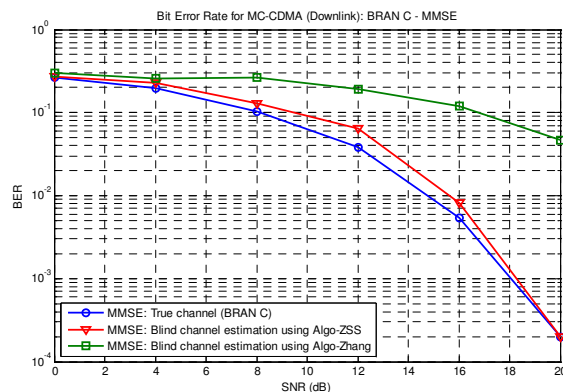


Fig. 10. BER of the estimated and measured BRAN C channel using the MMSE equalizer.

equalization give us approximately the same results obtained by the measured BRAN C values using (Algo-ZSS), than those obtained by (Algo-Zhang) algorithm, we have a more difference between the estimated and the measured ones. Thus, if the SNR is superior to $18dB$, we observe that 1 bit error occurred when we receive 10^2 bit with the (Algo-Zhang), but using (Algo-ZSS) we obtain only one bit error for 10^4 bit received.

VIII. CONCLUSION

In this contribution, we have proposed an algorithm based on higher order cumulants, in order to test its efficiency, we

have compared with (Algo-Zhang) algorithm. The simulation results show the precision of the proposed algorithm (Algo-ZSS) than those obtained using (Algo-Zhang), mainly if the input data are sufficient. The magnitude and phase of the impulse response of BRAN C channel is estimated with very important results in noisy environment principally if we use the proposed method (Algo-ZSS). In part of (MC-CDMA) systems application, it is demonstrated that the results obtained by MMSE technique equalization of the downlink (MC-CDMA) systems, using the (Algo-ZSS) is more accurate compared with the results obtained with the (Algo-Zhang) algorithm.

REFERENCES

- [1] D. P. Ruiz, M. C. Carrion, A. Gallego and J.A.Morent, "Identification of MA processes using cumulants: several sets of linear equations" IEE proc.-vis image signal process, vol. 143, No. 2. April 1996.
- [2] M. Bakrim and D. Aboutajdine, "Cumulant-based identification of non gaussian moving average signals", *Traitement du Signal*, vol. 16, No. 3, pp.175-186.1999.
- [3] X. D. Zhang and Y. S. Zhang, "FIR system identification using higher order statistics alone". *IEEE Transaction on Signal Processing*, 42(12):2854-2858, 1994.
- [4] S. Safi, M. Frikel, M. M'Saad and A. Zeroual, "Blind Impulse Response Identification of frequency Radio Channels: Application to Bran A Channel", *Int. J. Sig. Proces.*, vol. 4 No. 1, pp. 201-206. 2007.
- [5] S. Safi and A. Zeroual, "Blind non-minimum phase channel identification using 3rd and 4th order cumulants", *Int. J. Sig. Proces.*, vol. 4 No. 1, pp. 158-168. 2007.
- [6] M'hamed Bakrima and Driss Aboutajdine, "Higher-order statistics based blind estimation of non-Gaussian bidimensional moving average models" *Signal Processing*, Elsevier, Vol 86 pp. 3031-3042, 2006.
- [7] M. Zidane, S. Safi, M. Sabri, and A. Boumezzough, "Impulse Response Identification of Minimum and Non Minimum Phase Channels" 4th Workshop on Codes, Cryptography and Communication Systems (WCCCS'13) 07-08 November 2013, Meknes, Morocco.
- [8] K. Abderrahim, R. B. Abdennour, G. favier, M. Ksouri, and F. Msahli, "New results on FIR system identification using cumulants", Vol 35 601-622, 2001.
- [9] S. Safi, "Identification aveugle des canaux à phase non minimale en utilisant les statistiques d'ordre supérieur: application aux réseaux mobiles". Thèse d'Habilitation, Cadi Ayyad University, Marrakesh, Morocco, 2008.
- [10] M. Zidane, S. Safi, M. Sabri, and A. Boumezzough, "Blind Identification of Minimum Phase Channels Based On Higher Order Cumulants" *International Conference on Intelligent Information and Network Technology (IC2INT'13)* 13-14 November 2013, Settat, Morocco.
- [11] ETSI, "Broadband Radio Access Networks (BRAN), HIPERLAN Type 2, Physical (PHY) layer", 2001.
- [12] ETSI, "Broadband Radio Access Networks (BRAN), (HIPERLAN) Type 2", Requirements and architectures for wireless broadband access, 1999.
- [13] N.Yee, Jean-Paul M. G. Linnartz and G. Fettweis, "Multi-Carrier-CDMA in indoor wireless networks, Conference Proceedings PIMRC '93", Yokohama, Sept, 1993. pp. 109-113.
- [14] M. Frikel, B. Targui, M. M'Saad, and F. Hamon, "Bit error rate analysis of the controlled equalization for MC-CDMA", in *IEEE ICSPC'07 Conf.*, Dubai, United Arab Emirates, 2007.