

Carbon Dioxide Removal from Flue Gas Using Amine-Based Hybrid Solvent Absorption

Supitcha Rinprasertmeechai, Sumaeth Chavadej, Pramoch Rangsunvigit, and Santi Kulprathipanja

Abstract—This study was to investigate the performance of hybrid solvents blended between primary, secondary, or tertiary amines and piperazine (PZ) for CO₂ removal from flue gas in terms of CO₂ absorption capacity and regeneration efficiency at 90 °C. Alkanolamines used in this work were monoethanolamine (MEA), diethanolamine (DEA), and triethanolamine (TEA). The CO₂ absorption was experimentally examined under atmospheric pressure and room temperature. The results show that MEA blend with PZ provided the maximum CO₂ absorption capacity of 0.50 mol CO₂/mol amine while TEA provided the minimum CO₂ absorption capacity of 0.30 mol CO₂/mol amine. TEA was easier to regenerate for both first cycle and second cycle with less loss of absorption capacity. The regeneration efficiency of TEA was 95.09 and 92.89 %, for the first and second generation cycles, respectively.

Keywords—CO₂ absorption capacity, regeneration efficiency, CO₂ removal, flue gas

I. INTRODUCTION

NORMALLY, flue gas released into the atmosphere from various industries, including petrochemical industry, contains approximately 80 % N₂, 15 % CO₂, and 5 % O₂, as well as 500 ppm SO₂, 100 ppm CO, and 50 ppm CH₄. Among of them, CO₂ has the most adverse impact, causing approximately 55 % of the currently observed global warming [1]. The increasingly accumulated CO₂ in the atmosphere has become a worldwide concern. The reduction of CO₂ emission is one of effective means to slow down the climate change. [2]-[3]. To reduce greenhouse gas emission, CO₂ separation and capture technologies are of growing importance. There are four main widely used commercial CO₂ removal processes; absorption, adsorption, membrane and cryogenic processes [4]. However the most important commercially applied technology for CO₂ removal is the absorption process, which can be called extraction process, by using a liquid solvent [5]-[10].

Supitcha Rinprasertmeechai, Sumaeth Chavadej, and Pramoch Rangsunvigit The Petroleum and Petrochemical College, Chulalongkorn University, Soi Chula 12, Phyathai Road, Pathumwan, Bangkok 10330, Thailand (e-mail: fearn_cnn@hotmail.com)

Sumaeth Chavadej Center for Petroleum, Petrochemicals, and Advanced Materials, Chulalongkorn University, Bangkok 10330, Thailand (Phone: +66-2-218-4139; fax: +66-2-218-4139; e-mail: sumaeth.c@chula.ac.th)

Pramoch Rangsunvigit Center for Petroleum, Petrochemicals, and Advanced Materials, Chulalongkorn University, Bangkok 10330, Thailand (Phone: +66-2-218-4139; fax: +66-2-218-4139; e-mail: pramoch.r@chula.ac.th)

Santi Kulprathipanja UOP, A Honeywell Company, Des Plaines, IL, USA

Liquid solvents used in CO₂ absorption can be divided into two categories: chemical and physical solvents. The processes using amine-based solutions, such as alkanolamines, that chemically react with dissolved CO₂ are commonly used. One of the advantages of alkanolamines is that, structurally, they contain at least one hydroxyl group, which helps to reduce vapor pressure and also to increase their solubilities in aqueous solutions [11]. The amino group provides sufficient alkalinity to absorb CO₂. Monoethanolamine (MEA), diethanolamine (DEA), and methyldiethanolamine (MDEA) are some important amines [12]-[17]. Nowadays, the use of blends of alkanolamines, i.e. a solution of two or more amines with various compositions, is very interesting because it combines the desired characteristics of different solvents while suppressing their unfavorable characteristics [18]. Another important development in alkanolamines technology is the use of activated amine solutions which consist of a conventional amine doped with small amounts of an accelerator (activator) [19]. Piperazine (PZ) is one activator that has been considered as a promoter for amine systems to improve absorption kinetics such as MEA/PZ and MDEA/PZ blends, and to increase the concentration of PZ in solution which allows for increased solvent capacity and faster kinetics [20]-[22].

The objective of this work was to investigate the performance of hybrid solvents blended between primary, secondary, or tertiary amines with PZ for CO₂ removal from flue gas in terms of CO₂ absorption capacity, and to examine the solvent regeneration at 90 °C to evaluate the solvent performance for reuse in CO₂ removal from flue gas.

II. EXPERIMENTAL

A. Materials

Simulated flue gas (15% CO₂, 5% O₂, and 80% N₂) and Nitrogen, used for this study were obtained from Thai Industrial Gas Co., Ltd. Monoethanolamine (99.0%), Diethanolamine (99.0%), Triethanolamine (99.0%), and Diethylenediamine were purchased from Italmar (Thailand) Co., Ltd.

B. Studied Conditions

The conditions for all studied parameters (MEA, DEA or TEA concentration, total feed flow rate, and diamine concentrations) were as follows:

alkanolamine concentration	30 wt.%
total feed flow rate	50 cm ³ /min
diamine concentration	5 wt.% of total amine

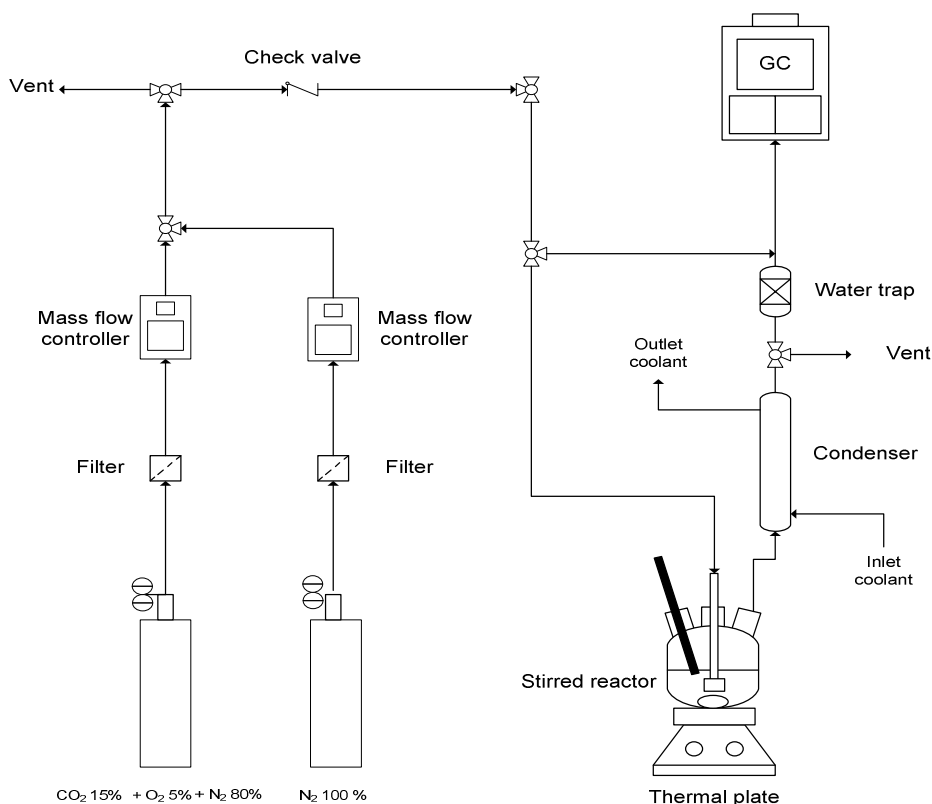


Fig. 1 Schematic of CO₂ absorption system

C. CO₂ absorption System

The schematic of the CO₂ absorption system used in this research is shown in Figure 1. There were 3 main sections in this system, including feed gas section, reactor section, and analytical section.

D. Feed Gas Section

A simulated flue gas, with compositions of 15 % CO₂, 5 % O₂, and 80 % N₂, was introduced into a stirred absorption reactor. The flow rate of the simulated flue gas passing through the reactor was regulated by a mass flow controller with a transducer. A stainless steel filter was placed upstream of the mass flow controller in order to trap any foreign solid particles in the simulated flue gas. A check valve was also placed downstream of the mass flow controller to prevent any backflow. The pure N₂ gas was used to purge the reactor to remove air before the absorption experiments.

E. Reactor Section

The reactor had a total volume of 100 ml with a liquid holding volume of 50 ml. The flue gas was introduced into the reactor through a gas dispenser connected to one neck of the reactor, where the reactor contained a studied liquid solvent. During the absorption experiments, the reactor was continuously stirred by a magnetic stirrer. The reactor was placed in a temperature-controlling bath in order to maintain the temperature of the system at a desired value. The temperature of the solvent inside the reactor was monitored using a thermometer inserted through one neck of the reactor.

The gas exit at another neck of the reactor was connected to a condenser, which was connected to a cooling water bath, in order to condense any vaporized solvent to the reactor for preventing the solvent loss. The type and concentration of each studied solvent in an aqueous solution was comparatively investigated. The regeneration of each used solvent by heat treatment was performed at 90 °C with N₂ purge at a flow rate of 40 cm³/min for 1 h to eliminate CO₂ bound to the solvent molecule. The regenerated solvent was reused for a next CO₂ absorption cycle to evaluate their reusability.

F. Analytical Section

The compositions of the feed flue gas and the outlet gas exiting the condenser were analyzed by an online gas chromatograph (GC) equipped with a thermal conductivity detector (TCD). For any studied conditions, the system was operated under an atmospheric pressure. An analysis of the outlet gas compositions was performed every 10 min until reaching absorption equilibrium. The CO₂ absorption capacity was then calculated. The experimental data taken after the complete absorption were used to evaluate the performance of the studied solvents. The GC was operated under the following conditions:

TCD injection temperature	60 °C
Oven temperature	60 °C
Carrier gas	High purity argon

III. RESULTS AND DISCUSSION

A. Effect of Type of Alkanolamines

Figure 2a shows the change in the CO₂ concentration in with respect to absorption time of different alkanolamine aqueous solutions at an initial alkanolamine concentration of 30 wt.%. The absorption system was operated at an initial absorption temperature of 25 °C and a flue gas flow rate of 50 cm³/min. The results clearly indicate that the MEA aqueous solution selectively absorbed CO₂ higher than the DEA and TEA aqueous solutions. The absorption time of MEA aqueous solution required to reach a complete CO₂ removal was in the range of 40-80 min showing that the high CO₂ removal efficiency of the MEA aqueous solution could be maintained for a longer absorption time than the other alkanolamines. The rate of CO₂ absorption can be calculated by the initial CO₂ concentration in the flue gas minus the outlet CO₂ concentration. The total quantity of the absorbed CO₂ was also calculated by the area below the graph of the CO₂ concentration difference versus time. The CO₂ absorption capacity expressed in mol CO₂/mol MEA. (or mol CO₂/mol amine in case of blended amines). Figure 2b shows the CO₂ absorption capacity of different alkanolamines. The order of CO₂ absorption capacity of the different alkanolamines was MEA > DEA > TEA. The results suggest that the increase in steric hindrance of the substituents bonded to nitrogen atom makes, in general, carbamate stability decrease and therefore, the loading capacity increases. However, the results confirm that MEA follows the above trend for its loading capacity, but DEA and TEA fail to follow this pattern. As the structural bulkiness is higher (DEA < TEA), the loading capacity becomes lower.

B. Effect of Type of Alkanolamines Blended with Piperazine

Piperazine is a diamine that has the advantage for increasing the solvent capacity. To determine the influence of piperazine, the piperazine was blended with different alkanolamines. Figure 3a shows the outlet amount of CO₂ with respect to absorption time by using different alkanolamine aqueous solutions containing 5 wt.% of PZ in a total amine concentration of 30 wt.%. The absorption system was operated at an initial absorption temperature of 25 °C and a flue gas flow rate of 50 cm³/min. It can be clearly seen that the absorption time of the MEA aqueous solution blended with PZ required to reach a complete CO₂ removal was in the range of 40-100 min and this aqueous solution could absorb CO₂ up to 3670 min that was much longer than the sole MEA aqueous solution. Among these aqueous solutions, the CO₂ absorption capacity increased in the following order: TEA/PZ < DEA/PZ < MEA/PZ. Figure 3b shows the comparison between the CO₂ absorption capacities of the sole alkanolamines and the alkanolamines blended with piperazine. The CO₂ absorption capacity of any alkanolamine blended with piperazine was higher than that of any sole alkanolamine. The enhancement of the CO₂ absorption capacity of any alkanolamine by blending with PZ can be explained by the fact that PZ possesses two amine groups, resulting in increasing CO₂ absorption.

However, its limited solubility in an aqueous solution negatively makes it unable to be employed at high concentration.

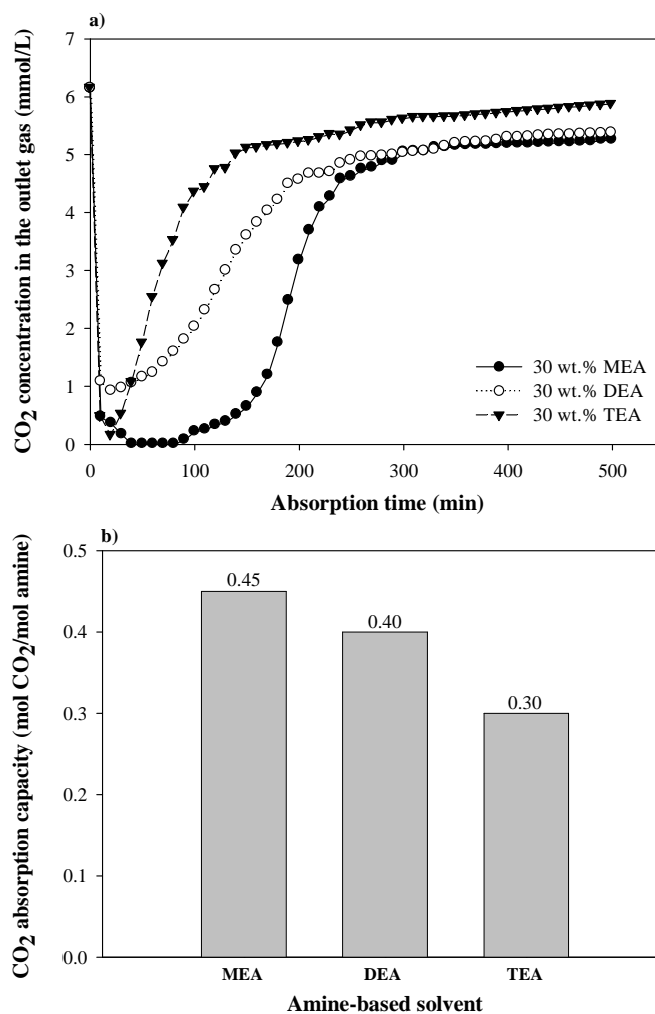


Fig. 2 (a) Effect of types of alkanolamines on outlet concentration of CO₂ at different absorption time (Absorption temperature of 25 °C and flue gas flow rate of 50 cm³/min), (b) The CO₂ absorption capacity of different alkanolamines

C. Regeneration Efficiency of Different Amine-Based Solvents

The regeneration experiment was carried out at 90 °C with a pure N₂ purge. The corresponding regeneration efficiency for each amine-based solvent is presented in Figure 4. It was clearly seen that MEA gave the lowest regeneration efficiency of 75.75 % in the first cycle, whereas, TEA offered the highest regeneration performance of 95.09 %. The regeneration performance can be ranked in the following order: TEA > TEA/PZ > DEA/PZ > DEA > MEA/PZ > MEA. For any given solvent system, the second cycle showed a slightly lower regeneration efficiency as compared with that of the first cycle. TEA maintained the highest regeneration efficiency because TEA has the highest bulkiness molecular structure than MEA and DEA, which were easily regenerated and

introduced great degradation resistance, in comparison to other amine-based solvent.

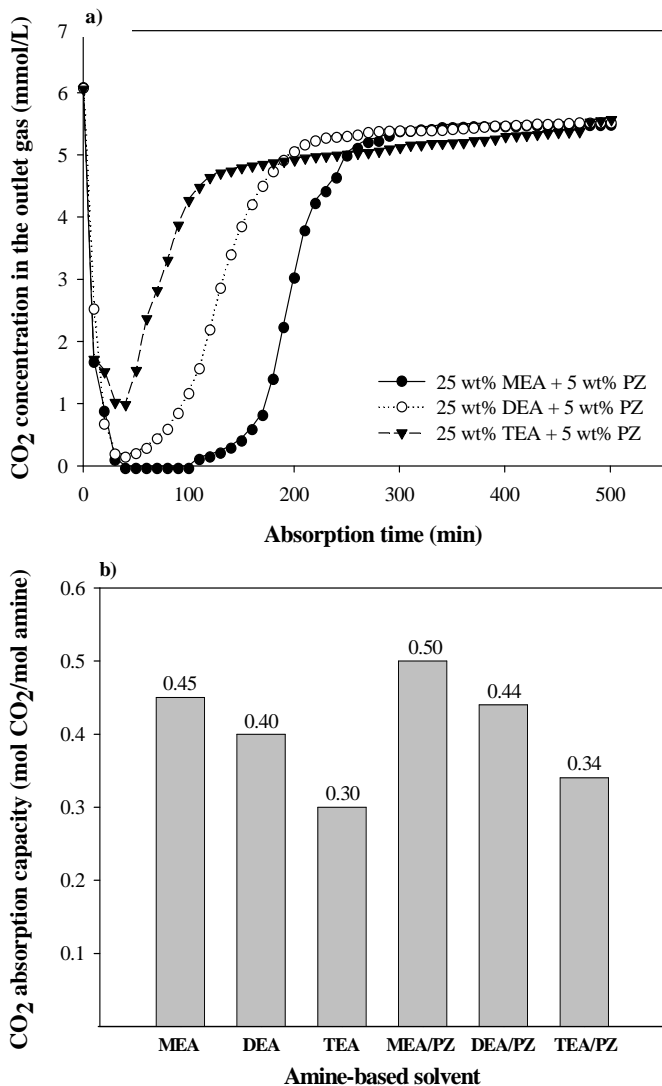


Fig. 3 (a) Effect of type of alkanolamines blended with piperazine on outlet concentration of CO₂ at different absorption time (Absorption temperature of 25 °C and flue gas flow rate of 50 cm³/min), (b) The comparison between the CO₂ absorption capacity of sole alkanolamines and alkanolamines blended with piperazine

IV. CONCLUSIONS

The aqueous solutions of different sole alkanolamines and alkanolamines blended with PZ were studied for CO₂ removal from flue gas via the absorption and regeneration steps. Under the experimental conditions, when PZ was used as an additive in the aqueous solutions of any alkanolamine showed the enhancement of CO₂ absorption capacity. MEA blended with PZ gave the highest CO₂ absorption capacity of 0.50 mol CO₂/mol amine. The order of CO₂ absorption capacity of different amines was MEA/PZ > MEA > DEA/PZ > DEA > TEA/PZ > TEA. Although the primary amine (MEA) had the highest CO₂ absorption capacity, the regeneration performance was the lowest. The regeneration of the 30 wt.% TEA aqueous

solution at 90 °C with a pure N₂ purge showed the best result. Over 90 % of the CO₂ contained in the solution could be desorbed, TEA had the highest regeneration efficiency of 95.1 % in the first cycle with a little decrease in the second cycle.

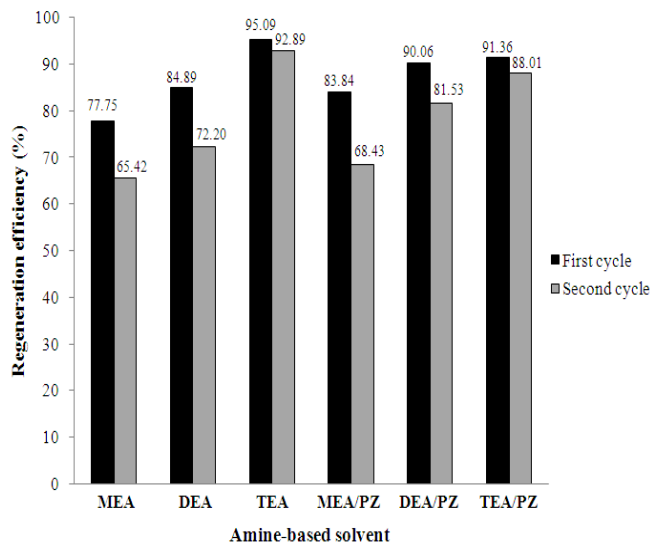


Fig. 4 Comparison of amine-based solvent regeneration efficiency

ACKNOWLEDGMENTS

The authors would like to gracefully acknowledge the National Excellence Center for Petroleum, Petrochemicals, and Advance Materials, Chulalongkorn University, Thailand and The Higher Education Research Promotion and National Research University Project of Thailand, Office of the Higher Education Commission for providing financial supports for this research work.

REFERENCES

- [1] Yeh, A.C., and Bai, H. (1999). Comparison of ammonia and monoethanolamine solvents to reduce CO₂ greenhouse gas emissions. *The Science of the Total Environment*, 228, 3121-133.
- [2] Zhang, P., Yao, S., Jianwen, W., Zhao, W., and QingY. (2008). Regeneration of 2-amino-2-methyl-1-propanol used for carbon dioxide absorption. *Journal of Environmental Sciences*, 20, 39-44.
- [3] Kyoto Protocol, (2009). Status of Ratification. United Nations Framework Convention on Climate Change. 2009-01-14.
- [4] Aroonwilas, A., and Veawab, A. (2004). Characterization and comparison of the CO₂ absorption performance into single and blended alkanolamines in a packed column. *Industrial & Engineering Chemistry Research*, 43, 2228-2237.
- [5] Ritter, J.A., and Ebner, A.D. (2004). Carbon Dioxide Separation Technology: R&D Needs For the Chemical and Petrochemical Industries.
- [6] Charkravarty, T., Phukan, U.K., and Weiland, R.H. (1985). Reaction of acid gases with mixtures of amines. *Chemical Engineering Progress*, 81, 32-36.
- [7] Cavenati, S., Grand, C.A., and Rodrigues, A.E. (2006). Removal of carbon dioxide from natural gas by vacuum pressure swing adsorption. *Thermochimica Acta*, 410, 23-26.
- [8] Kotowicz, J., Chmielniak, T., and Szymanska, K.J. (2010). The influence of membrane CO₂ separation on the efficiency of a coal-fired power plant. *Energy*, 35, 841-850.
- [9] White, C.M., Strazisar, B.R., Granite, E.J., Hoffman, J.S., and Pennline, H.W. (2003). Separation and capture of CO₂ from large stationary sources and sequestration in geological formations - Coalbeds

- and deep saline. *Journal of The Air & Waste Management Association*, 53, 645-715.
- [10] Kohl, A.L., and Reisenfeld, F.C. (1985). *Gas Purification*. Houston, Texas: Gulf Publishing.
- [11] Park, S.W., Choi, B.S., and Lee, J.W. (2006). Chemical absorption of carbon dioxide with triethanolamine in non aqueous solutions. *Korean Journal Chemical Engineering*, 23(1), 138-143.
- [12] Astarita, G., Savage, D.W., and Bisio, A. (1983) *Gas Treating with Chemical Solvents*, New York: John Wiley.
- [13] Polasek, J., and Bullin J.A. (2006). Selecting amines for sweetening units. *Bryan Research and Engineering*, 1-9.
- [14] Xu, G.W., Zhang, C.F., Qin, S.J., and Wang, Y.W. (1992). Kinetics study on absorption of carbon dioxide into solutions of activated methyl-diethanolamine. *Industrial & Engineering Chemistry Research*, 31, 921-927.
- [15] Tobiesen, F.A., and Svendsen H. F. (2006). Study of a modified amine-based regeneration unit. *Industrial & Engineering Chemistry Research*, 45, 2489-2496.
- [16] Closmann, F., Nguyen, T., and Rochelle, G.T. (2009) MDEA/Piperazine as a solvent for CO₂ capture. *Energy Procedia*, 1, 1351-1357
- [17] Choi, W.J., Seo, J.B., Jung, J.H., and Oh, K.J. (2009) Removal characteristics of CO₂ using aqueous MEA/AMP solutions in the absorption and regeneration process. *Chemical Engineering Progress*, 81, 32-36.
- [18] Ali, B.S., and Aroua, M.K. (2004) Effect of Piperazine on CO₂ Loading in Aqueous Solutions of MDEA at Low Pressure. *International Journal of Thermophysics*, 25, 1863-1869.
- [19] Freeman, S.A., Dugas, R., Wagener, D.V., Nguyen, T., and Rochelle, G.T. (2009) Carbon dioxide capture with concentrated, aqueous piperazine. *Energy Procedia*, 1, 1489-1496.
- [20] Appl, M., Wagner U., Henrici H. J., Kuessner K., Volkamer F., and Neust N. E. (1982). Removal of CO and/or H₂S and/or COS From Gases Containing These Constituents, U.S. Patent No. 4336233
- [21] Strazisar, B.R., Anderson, R.R., and White, C.M. Degradation of MEA Used in Carbon Dioxide Capture from Flue Gas of a Coal-fired Electric Power Generating Station. National Energy Technology Laboratory, Pittsburgh.
- [22] Abdi, M.A., and Meisen, A. (2001) Amine Degradation: Problems, Review of Research Achievements, Recovery Techniques.