

Influence of Active Packaging on the Shelf Life of Apple-Black Currant Marmalade Candies

Sandra Muizniece-Brasava, Lija Dukalska, Solvita Kampuse, Irisa Murniece, Martins Sabovics, Ilona Dabina-Bicka, Emils Kozlinskis, Svetlana Sarvi

Abstract—The research object was apple-black currant marmalade candies. Experiments were carried out at the Faculty of Food Technology of the Latvia University of Agriculture. An active packaging in combination with modified atmosphere (MAP, CO₂ 100%) was examined and compared with traditional packaging in air ambiance. Polymer Multibarrier 60 and paper bags were used. Influence of iron based oxygen absorber in sachets of 500 cc obtained from Mitsubishi Gas Chemical Europe Ageless[®] was tested on the quality during the shelf of marmalade. Samples of 80±5 g were packaged in polymer pouches (110 mm x 110 mm), hermetically sealed by *MULTIVAC C300* vacuum chamber machine, and stored in room temperature +20.0±1.0 °C. The physiochemical properties – weight losses, moisture content, hardness, a_w, pH, colour, changes of atmosphere content (CO₂ and O₂) in headspace of packs, and microbial conditions were analysed before packaging and in the 1st, 3rd, 5th, 8th, 11th and 15th weeks of storage.

Keywords—Active packaging, marmalade candies, shelf life

I. INTRODUCTION

FOOD choice is a complex function of sensory characteristics (taste, odour and texture), and non sensory characteristics such as physiochemical properties, familiarity, food-related expectations, attitudes and health claims [1], [2]. Consumers today demand high-quality products in various innovative forms and for competitive prices [3]–[7].

Sweet foods are an important part of birthdays, holidays and family traditions. For most of us, however, indulging in sweets must be done with care. More than half of developed countries adults are overweight or obese [8].

Historically, jams and jellies may have originated as an early effort to preserve fruits for consumption in the off-season. Processing of different fruit kinds into juice, marmalade, jam or dried products is important for insuring of

fruits during all year. In the same time, it is important for bio-constituents recovery. The importance of state of ripening at harvest is important for its physico-chemical and sensory characteristics (appearance, smell and flavour). As a result of ripening soluble sugar content grows, acidity decreases, modification of fruit texture and conversion of protopectin to pectin happens. Native pectin in plant cell walls plays a central role in the ripening, texture, and storage qualities of fruits and vegetables. The technological qualities of the products and jam processed thereof, vary with the variety of fruit and its physico-chemical characteristics [7], [9]–[11].

Jams and jellies are products made principally from fruits, but they can also be made from some vegetable materials [12]. Marmalades are basically jellies with fruit purée and sugar-acid-pectin gel or low-methoxyl pectin-calcium gels [7]. Jams, marmalades are a mixture of fruits – whole, in pieces, or pulped; fresh, concentrated, frozen, or canned – sugar and other minor ingredients that help develop texture because of the formation of a gel between sugars and pectin substances along with fruit and vegetable acidity. Sometimes it is necessary to add the last two substances because not all fruits and vegetable have enough acidity or pectin content for gel formation. Numerous snack products and pastries are prepared with a variety of jams and jellies, and thus their quality is a very important factor in the quality [7], [12].

Confectionery (is what many people think of as „candy” or „sweets”) belong to either of two groups, sugar confectionery or chocolate confectionery, although broader classifications sometimes are used. These products contain sugar, syrups, jams, honey, or other sweeteners [13], [14]. The shelf life of a product can be altered by changing its composition and form, the environment to which it is exposed, or the packaging system [15]. Nowadays microbiological parameters are very meaningful due to the development of product manufacturing and variety of preservation [16]. According to Kawo and Abdulmumin, sweets receive most of their contamination from their ingredients, although some contaminants may be added by unwrapped pieces by air, dust and handling. Additional contamination may come from equipment coming in contact with food from packaging materials and from personnel. The diffusion of moisture in food materials is of fundamental importance for processing and storage. The transport of moisture into or from food materials is an important factor in controlling food quality, chemical reactions and microbial growth during storage [17]. One way to slow down moisture transport is to use barrier between the domains of a food material. Barrier packaging films protect the candy from air whereas edible films inhibit moisture migration between different moisture domains within a confection [18].

S. Muizniece-Brasava is with the Faculty of Food Technology, Latvia University of Agriculture, Jelgava, Latvia, LV-3001 (e-mail: sandra.muizniece@llu.lv).

L. Dukalska is with the Faculty of Food Technology, Latvia University of Agriculture, Jelgava, Latvia, LV-3001 (e-mail: lija.dukalska@llu.lv).

S. Kampuse is with the Faculty of Food Technology, Latvia University of Agriculture, Jelgava, Latvia, LV-3001 (e-mail: skampuse@inbox.lv).

I. Murniece is with the Faculty of Food Technology, Latvia University of Agriculture, Jelgava, Latvia, LV-3001 (e-mail: irisa.murniece@llu.lv).

M. Sabovics is with the Faculty of Food Technology, Latvia University of Agriculture, Jelgava, Latvia, LV-3001 (e-mail: martins.sabovics@inbox.lv).

I. Dabina-Bicka is with the Faculty of Food Technology, Latvia University of Agriculture, Jelgava, Latvia, LV-3001 (e-mail: ilona.dabina@inbox.lv).

E. Kozlinskis is with the Faculty of Food Technology, Latvia University of Agriculture, Jelgava, Latvia, LV-3001 (e-mail: emils.kozlinskis@gmail.com).

S. Sarvi is with the Faculty of Food Technology, Latvia University of Agriculture, Jelgava, Latvia, LV-3001.

Relative humidity plays an important role in food product development, storage and packaging. Water activity a_w is the intrinsic product characteristic that most influences the microbial ecology of candies. High concentrations of sugar, especially those of low molecular weight, afford low a_w . Most bacteria cannot grow at a_w below 0.85, and growth of spoilage-causing yeast and moulds is unlikely at a_w levels below 0.61 [13], [19].

The diffusion of moisture in food materials is of fundamental importance for processing and storage. The transport of moisture into or from food materials is an important factor in controlling food quality, chemical reactions and microbial growth during storage [18].

When the difference in water activity is large, moisture migration is rapid, although the rate of moisture migration depends on the nature of resistances to water diffusion. Methods to protect confections against moisture migration are continually being studied to preserve quality and extend the shelf life. This includes approaches to retard migration to the environment through use of improved packaging materials and to retard migration within multi-domain candies through the use of edible films and/or reformulation to balance a_w of the different domains [17].

Packaging is a medium between product manufacturers and consumers [20], packaging has a significant role in the food supply chain [21]. The main functions of packaging are to extend the shelf life, and maintain the quality and safety of the packed goods. An effective packaging must prevent the transmission of oxygen, light and water vapour, and microbial growth to retard quality deterioration of packaged goods [22]. Mouth feel, texture and eating qualities are adversely affected by loss of moisture. As all packaging materials are permeable to moisture to some extent, active packaging can balance moisture and compensate for moisture loss, suggests Roberto Sablo from Multisorb Technologies [23] Active packaging includes concepts that will absorb oxygen, moisture or remove compounds that may cause taints. Other systems of active packaging release antimicrobial agents, antioxidants, flavours and/or colours [24], [25].

The main resource used for food packaging, including sweets, is plastic materials [26]. The shelf life of foods packed in plastics depends on the permeation of gas and water vapour through the packages. This is because a significant amount of food deterioration results from oxidation and changes in the water content. Polyolefin's (PE, PS), polyesters (PS), polyethylene terephthalate (PET) and polycarbonates (PC) are the principal families of thermoplastics in food packaging [27]. Those materials need to be examined for their suitability for use as various sweet and candy's packaging materials.

For the time being the application of vacuum and modified atmosphere packaging technologies appeared successful in extending the shelf-life and quality of the food [28]–[30]. However, these technologies do not always remove oxygen completely. Moreover the O_2 that penetrates through the packaging film cannot be removed by those technologies.

In order to optimize product and packaging compatibility, materials with improved barrier properties should be used.

Optimization may include new areas such as active packaging concepts, and nanocomposite technology [31].

The objective of this work was to evaluate the application of traditional Multibarrier 60 film without and with oxygen scavengers incorporated and VC999 BioPack lidding film PLA, coated with a barrier of pure silicon oxide (SiOx) for apple-black currant marmalade candy's packaging in modified atmosphere (MAP) consisting of 100% carbon dioxide CO_2 (E 290), as control selecting air packaging of the marmalade candies in paper bags.

II. MATERIALS AND METHODS

A. Experimental design

Experiments were carried out at the Department of Food Technology, Latvia University of Agriculture in 2011. The object of the research was apple-black currant marmalade candies. The marmalade candies were made from blackcurrant and apple purees. Blackcurrant puree was made from frozen and thawed blackcurrants which were scrubbed through a sieve, and the apple puree was made from boiled till 100 °C apples cut in pieces, which were scrubbed through a sieve, too. The mass, mixed with sugar (sucrose 25% from the total amount of product), was pasteurized till 85 °C, adding 4.5% pectin (Gen pectin LM-104-AS powder mixed with sugar), after than filled in polymer forms and stored for three days at the room temperature (+2.0±1.0 °C) for ripening and thickening. Dimensions of one piece of marmalade candies on average was (65 mm x 45 mm x 20 mm), mass 80±5g.

B. Packaging and storage of samples

The study involved packaging of marmalade candy pieces in unhermetical ready made paper bags, preliminary from roll stock made biodegradable polymer VC999 BioPack lidding film PLA pouches with barrier properties, and pouches made from Multibarrier 60 polymer film. For shelf life extension the use of both usual MAP conditions as well as with oxygen scavenger commitment in the pouch was investigated. Modified atmosphere consisting of carbon dioxide CO_2 (E 290) 100% was used. For reduced oxygen packaging (ROP) creation ($O_2 - 0\%$) in pouches an iron based oxygen scavenger sachets of 500 cc obtained from Mitsubishi Gas Chemical Europe Ageless® were used. The samples packed in polymer pouches were hermetically sealed by MULTIVAC C300 vacuum chamber machine and stored at the room temperature of +20.0±1.0 °C, (controlled by MINILog Gresinger electronic) and about 40% RH for 15 weeks under day and night conditions. A characteristic of packaging materials used in experiments is shown in the Table 1 and structure of performed experiments – in Fig. 1. The materials for experiments were selected with different water vapour transmutation rate and various thicknesses in order to assess whether hardening can be ascribed by water loss from marmalade candy samples or from redistribution of the moisture inside the product, or by combination of moisture loss and redistribution.

Samples (5) and (6) shown in Fig. 1, packed both in VC999 BioPack lidding film PLA (100% CO_2) and Multibarrier 60 film pouches in air ambience grow mouldy already after 5 to

6 days storage, therefore for ulterior experiments those samples were not used.

TABLE I
CHARACTERISTICS OF USED MATERIALS IN EXPERIMENTS

Nr.	Packaging material	Composition	Thickness, μm
1.	Paper bag	Double layer, brown colour	130 \pm 2
2.	Multibarrier 60 film	Laminate, APA/TIE/PA/EVOH/PA/TIE/PE/PE, transparent	60 \pm 2
3.	VC999 BioPack lidding film	Single layer, transparent PLA coated with SiOx	50 \pm 2

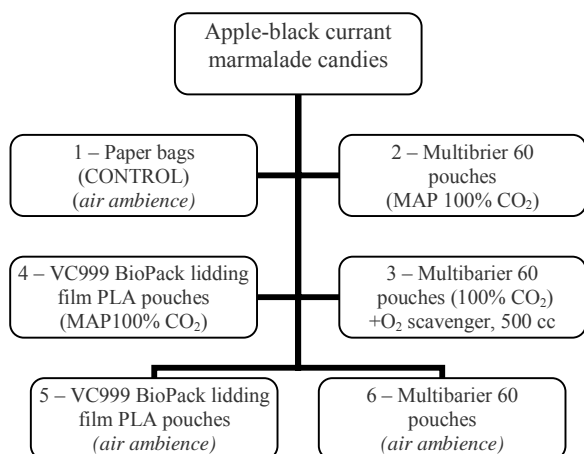


Fig. 1 Structure of performed experiments

One piece of apple-black currant marmalade candies was placed in each pouch, Size of 110 mm x 110 mm, the product mass in each package – 80 \pm 5.0 g. The results were reported as averages of all determinations. Samples were analyzed before packaging (day 0) and after 1, 3, 5, 8, 11 and 15 weeks of storage; six measurement repetitions of each sample were performed.

C. Physical, chemical, and microbial analysis

The following mechanical and physical characteristics were analyzed:

- *The dynamics of gas composition* in a hermetically sealed pouch headspace at the storage time was measured as a percentage of oxygen and carbon dioxide by a gas analyser OXYBABY[®] V O₂/CO₂.

- *Moisture content* was determined by ISO 6496:1999 as accordant to the storage time by verified balance KERN (Germany) with precision \pm 0.001g; mass loss calculation (%) – were determined by weighing packed samples on the electronic scales, by standard LVS ISO 1442: 1997.

- *Hardness* analyses (cutting force in N) of marmalade candies were determined on the Texture Analyzer, “TA.XT.plus Texture Analyser” (Stable Micro Systems Ltd., Surrey, UK) and the measuring probe A/BC (butter cutter, can be used for soft samples, supplied in association with the Texture Analyser). Cutting force was determined of six marmalade candy samples; thickness of each sample was 2 cm. Each piece of marmalade candy sample for cutting was placed centrally under the cutter edge. The system was equipped with compression cell of 50 kg and software Texture

Exponent 32. Hardness was measured as the maximum penetration force (N) reached during breakage of tissue. The measuring parameters were: pre-test speed 1 mm s⁻¹; test speed 1 mm s⁻¹; post-test speed 10 mm s⁻¹; cutting distance: 13 mm pressing into the sample. The measurement is triggered automatically at 0.09807 N. The samples were cut partly through, in order to check the differences of structural characteristics. Plotting force (in N) versus storage time (in weeks), the hardness changes of marmalade candy samples stored in different packaging materials was calculated. The maximum cutting force (N) was used as an index for the cutting test. At each time of measurement, two identical packages for each treatment were randomly selected on sampling days (day 0) and after 1, 3, 5, 8, 11 and 15 storage weeks. The maximum force required for sample compression was calculated as an average of 10 measurements.

- *pH* was measured by JENWAY 3510 pH-meter, standard method LVS ISO 5542:2010.

- *Water activity* was determined by standard ISO 21807:2004, AquaLab LITE device.

- *Microbial analyses*: samples for microbiological testing were prepared by standard method, LVS EN ISO 6887-1:1999 and 6887-4:2044. MAFAM – determined by standard method, LVS EN ISO 4833:2003 A; yeasts and moulds – determined by LVS ISO 21527-2:2008; *Escherichia coli* (*E.coli*) – determined by standard method, ISO 16649-1.

- *Colour* of marmalade candy samples was measured in CIE L*a*b* colour system using Tristimulus Colorimeter, measuring Hunter colour parameters by Colour Tec PCM/PSM. Colour values were recorded as L* (brightness) – the vertical co-ordinate runs from L* = 0 (black) through grey to L* = 100 (white); a* (-a, greenness, +a, redness) – the horizontal co-ordinate, that runs from -a* (green) through grey to +a* (red) and b* (-b, blueness, +b, yellowness) – another horizontal co-ordinate, that runs from -b* (blue) through grey to +b* (yellow) [32]. The measurements were repeated on different randomly selected locations at the surface of each sample. For evaluation of colour change, the total colour difference (ΔE^*), was calculated between measurements before packaging of cheese samples and during the storage time according to equation (1):

$$\Delta E^* = \sqrt{(L^* - L_0^*)^2 + (a^* - a_0^*)^2 + (b^* - b_0^*)^2}, \quad (1)$$

Where:

L^*, a^*, b^* – value of marmalade sample colour components measured before packaging;

L_0^*, a_0^*, b_0^* – value of marmalade sample colour components measured after storage time.

E. Statistical analysis

The results were processed by mathematical and statistical methods. Statistics on completely randomized design were determined using the General Linear Model (GLM) procedure SPSS, version 16.00. Two-way analyses of variance ($p \leq 0.05$) were used to determine significance of differences between weight losses, moisture content, hardness, a_w , pH, colour

changes of atmosphere content (CO₂ and O₂) in headspace of packs, and microbial conditions by different packed samples.

II. RESULTS AND DISCUSSION

Significant differences in carbon dioxide (CO₂) content during the 15 weeks storage among all marmalade candy samples packed in different kinds of materials were found ($p < 0.05$), (Fig. 2). The changes of carbon dioxide content during the first 12 weeks storage in Multibarrier 60 pouches without oxygen scavenger (sample 2) were not significant ($p > 0.05$). An interesting phenomenon we have observed analysing experimental data of head space composition in modified atmosphere (MAP 100% CO₂). In Multibarrier 60 pouches without oxygen scavenger the CO₂ content at the 11th week began to fall down step by step and after 15 weeks the pouches collapsed and a perfect vacuum established (Fig.2). In Multibarrier 60 pouches (MAP, 100% CO₂) with incorporated O₂ scavenger, 500 cc and as well in VC999 BioPack lidding film PLA pouches (MAP, 100% CO₂) the decrease of CO₂ content began to fall down already after one week of storage, decreasing till 80% and after 5 storage weeks the decrease was notable – as early as at the 8th storage week vacuum established in pouches and the packs lost marketing appearance. This phenomenon can be explained with carbon dioxide dissolving in the marmalade candies having quite high moisture content ($44.78 \pm 0.09\%$). As a result, the pressure decreased in the packages and destroyed them. Presumably, the solubility of CO₂, as we can see in the Fig. 3, was mutually connected with simultaneous decrease of oxygen content in pouches. The concentration of carbon dioxide in paper bag was not more than $1.0 \pm 0.1\%$.

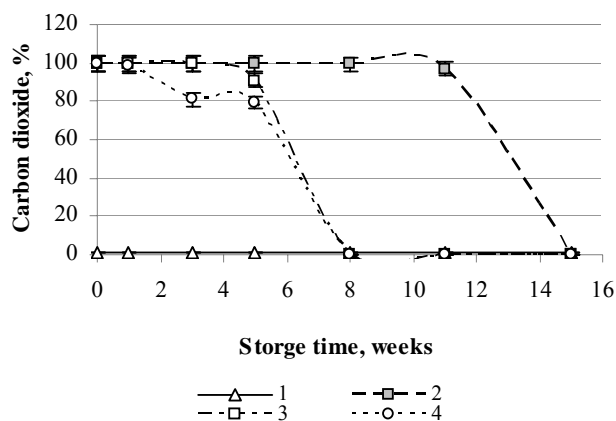


Fig. 2 The dynamics of carbon dioxide (CO₂) content in the headspace of package in MAP (100%)

1 – paper bags; 2 – Multibarrier 60 pouches (MAP 100% CO₂); 3 – Multibarrier 60 pouches (100% CO₂) + O₂ scavenger, 500 cc; 4 – VC999 BioPack lidding film PLA pouches (MAP 100% CO₂).

The oxygen content (O₂) in Multibarrier 60 packaging during 11 storage weeks increased on average till $4.7 \pm 0.5\%$, from this moment decrease of O₂ began and during 15 storage weeks reached 0% (Fig. 3). In the packages made of Multibarrier 60 with incorporated oxygen scavenger as well as of VC999 BioPack lidding film PLA during 5 storage weeks the O₂ content increased on average till $2.8 \pm 0.3\%$ to

$4.8 \pm 0.5\%$, after that the decrease started considerably faster, and already during 8 weeks a vacuum was developed in both packages. Though during 15 weeks storage in all pouches made from investigated polymer materials the O₂ content did not dispartate ($p > 0.05$), as in all samples vacuum was formed. In return in the paper bags the content of O₂ during all experiment period was dispartate from packages in polymer pouches – it was similar like in the surrounding environment.

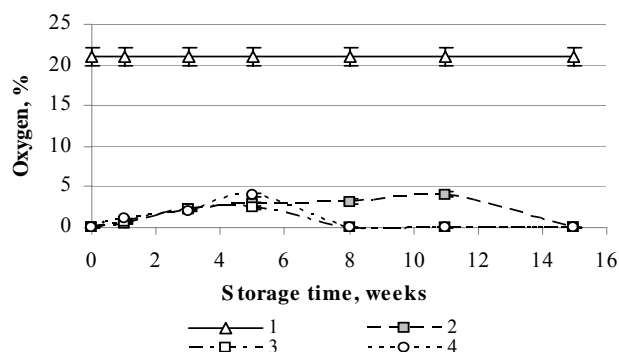


Fig. 3 The dynamics of oxygen (O₂) content in the headspace of package in MAP (100%)

1 – paper bags; 2 – Multibarrier 60 pouches (MAP 100% CO₂); 3 – Multibarrier 60 pouches (100% CO₂) + O₂ scavenger, 500 cc; 4 – VC999 BioPack lidding film PLA pouches (MAP 100% CO₂).

The mass losses formed during the storage time are presented in Fig. 4. Experimentally we have observed that mass losses from the marmalade candy samples packed in VC999 BioPack lidding film PLA film pouches, as well as in paper bags considerably differed ($p < 0.05$) from those packed in Multibarrier 60 film pouches both without and with oxygen scavenger. The mass losses of marmalade candy samples packed in paper bags were very high – during 15 storage weeks more than 30%, as long as in environmental friendly packing – not more than 15%. On the contrary mass losses from the marmalade candies packed in Multibarrier 60 without and with incorporated oxygen scavenger within 15 storage weeks were considerably smaller – only 3.2% to 3.5%. Following these results, we can come to a conclusion that Multibarrier 60 film packaging without as well as with incorporated oxygen scavenger could be the best from investigated packaging materials for marmalade candy packaging and long-term storage.

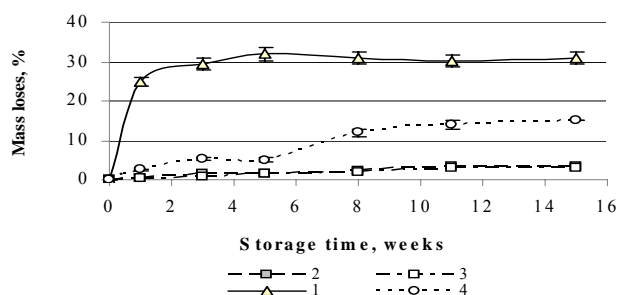


Fig. 4 The dynamics of mass losses of marmalade candy samples in MAP (100%) packages

1 – paper bags; 2 – Multibarrier 60 pouches (MAP 100% CO₂); 3 – Multibarrier 60 pouches (100% CO₂) + O₂ scavenger, 500 cc; 4 – VC999 BioPack lidding film PLA pouches (MAP 100% CO₂).

Initial moisture content of marmalade candies was $44.78 \pm 0.09\%$. As we can see in Fig. 5, the moisture content decrease during 15 storage weeks was various, influenced by different water vapour permeation of packaging materials ($p < 0.05$). Significant difference in moisture content values at the end of storage among marmalade candy samples packed in Multibarrier 60 without and with incorporated oxygen scavengers was not found ($p > 0.05$), as well as the changes of moisture content during the storage were in little importance. In VC999 BioPack lidding film PLA it decreased till $37.0 \pm 0.1\%$, at the same time in samples packed in paper bags the moisture content differed ($p < 0.05$) from those packed in previously mentioned packaging materials and decreased even till $12.0 \pm 0.1\%$.

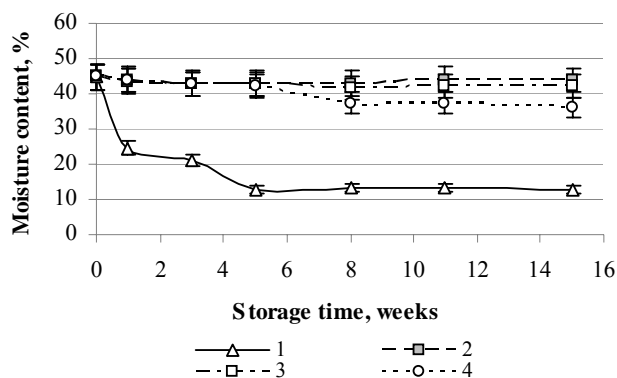


Fig. 5 The dynamics of moisture content in apple-black currant marmalade candy samples during storage
 1 – paper bags; 2 – Multibarrier 60 pouches (MAP 100% CO₂); 3 – Multibarrier 60 pouches (100% CO₂) + O₂ scavenger, 500 cc; 4 – VC999 BioPack lidding film PLA pouches (MAP100% CO₂).

Hardness changes in apple-black currant marmalade candy samples stored in various packaging materials are presented in Fig. 6–7. The marmalade candies became harder irrespective of used packaging material type and technology. Presumably the major hardening reason can be water vapour migration through the packaging material as well as some biochemical and chemical processes accruing during the storage, which promote hardening. The initial cutting force of all samples, was 1.38 ± 0.02 N. Mouth feel, texture and eating qualities are adversely affected by the loss of moisture [30]. Mouth feel of all tested samples, excepting sample packed in paper bags, during the investigated storage time was acceptable. Evaluating from the view point of product hardening, as the best variant for marmalade candy packaging we have found transparent Multibarrier 60 film without incorporated oxygen scavenger – after 15 storage weeks showing insignificant increase in the cutting force of packed product only till 1.68 ± 0.03 N. At the same time in Multibarrier 60 film with used oxygen scavenger and in VC999 BioPack lidding film PLA packaging the increase of hardness was somewhat higher – till 2.60 ± 0.05 N. On the contrary the increase of cutting force of marmalade candies packed in paper bags was very high – from 1.38 ± 0.02 N to 179.19 ± 21.02 N, the maximal cutting force substantially differed ($p < 0.05$) from all other investigated samples, and the candies after 1 to 2 weeks storage were not useful for eating.

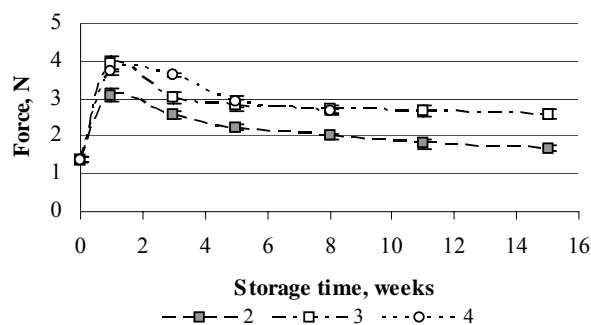


Fig. 6 The dynamics of hardness changes of apple-black currant marmalade candies during storage
 2 – Multibarrier 60 pouches (MAP 100% CO₂); 3 – Multibarrier 60 pouches (100% CO₂) + O₂ scavenger, 500 cc; 4 – VC999 BioPack lidding film PLA pouches (MAP100% CO₂).

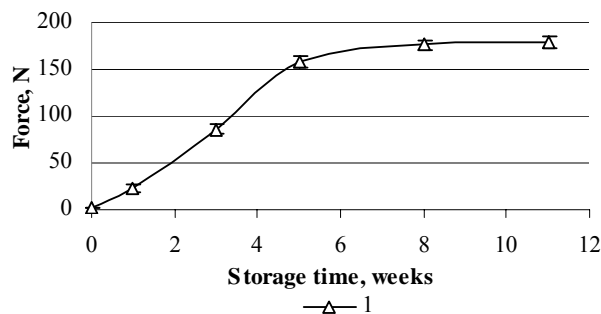


Fig. 7 The dynamics of hardness changes of apple-black currant marmalade candies during storage in paper bag packaging

Significant difference of pH values among investigated marmalade candy samples after 15 weeks storage was not found ($p > 0.05$), and the decrease of pH was not notable (Fig. 8).

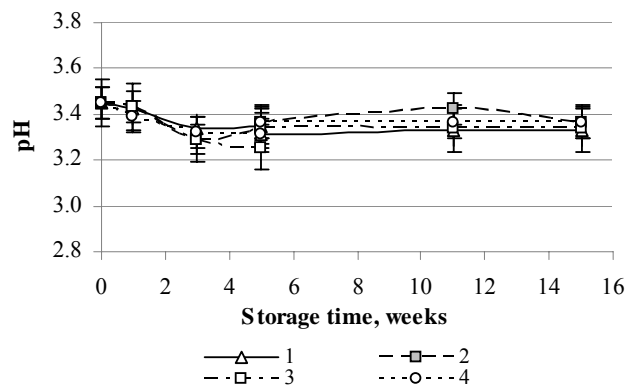


Fig. 8 The dynamics of pH value of apple-black currant marmalade candies during storage time
 1 – paper bags; 2 – Multibarrier 60 pouches (MAP 100% CO₂); 3 – Multibarrier 60 pouches (100% CO₂) + O₂ scavenger, 500 cc; 4 – VC999 BioPack lidding film PLA pouches (MAP100% CO₂).

The value of water activity (a_w) of freshly prepared apple-black currant marmalade candies was 0.927 (Fig. 9). After 15 storage weeks a_w of marmalade samples packed in

Multibarrier 60 without and with incorporated oxygen scavenger, and as well in VC999 BioPack lidding film PLA did not change significantly ($p>0.05$). For its part, water activity of candies packed in paper bags, accordingly with reduction of moisture content from $44.78\pm 0.09\%$ to $12.0\pm 0.1\%$ (Fig. 5), during the same storage time considerably reduced from 0.927 to 0.591.

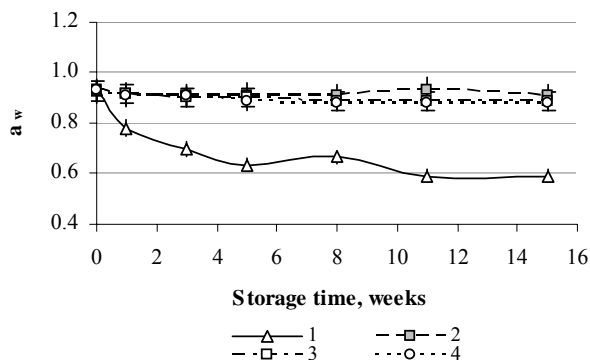


Fig. 9 The dynamics of apple-black currant marmalade candies water activity (a_w) during storage time
 1 – paper bags; 2 – Multibarrier 60 pouches (MAP 100% CO₂); 3 – Multibarrier 60 pouches (100% CO₂) + O₂ scavenger, 500 cc; 4 – VC999 BioPack lidding film PLA pouches (MAP100% CO₂).

Growth of microorganisms in apple-black currant marmalade candies was affected by packaging material, and as well packaging method (Figs 10–11).

Evaluation of the experimentally obtained results is concerned with the fact, that for the time being in Latvia any document recommending colony forming unit (CFU) count, yeast, and mould allowable colony forming units (cfu g^{-1}) in candies made of fruits and berries does not exist. Therefore, in this experiment we have followed the recent regulation of the Cabinet of Ministers of Latvia No. 292 “For food contamination” being in force from 02.08.1999, as well as considered previously accomplished microbiological studies. In this research we have supposed, that CFU count could not be allowed more than $4.0 \log \text{cfu g}^{-1}$, and yeast and mould count – not more than $2.0 \log \text{cfu g}^{-1}$.

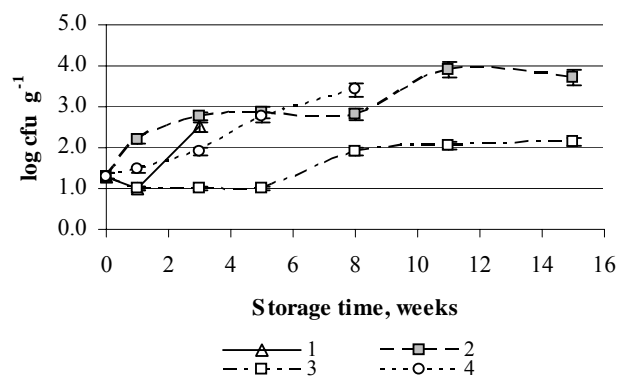


Fig. 10 The MAFAM dynamics in apple-black currant marmalade candies during the storage time
 1 – paper bags; 2 – Multibarrier 60 pouches (MAP 100% CO₂); 3 – Multibarrier 60 pouches (100% CO₂) + O₂ scavenger, 500 cc; 4 – VC999 BioPack lidding film PLA pouches (MAP100% CO₂).

The results demonstrated preference of active packaging realised with oxygen scavenger incorporation in the pouches as an effective method to prevent microbial growth during storage and enhancing the shelf life of marmalade candies till 15 weeks. The CFU count in packages with oxygen scavenger in Multibarrier 60 pouches was $2.1 \log \text{cfu g}^{-1}$, which is considerably less than in the same material packed samples without oxygen scavenger – $3.7 \log \text{cfu g}^{-1}$. Microbial analyses of candy samples packed in VC999 BioPack lidding film PLA pouches (MAP100% CO₂) were accomplished only till 8th storage week, because the samples got spoiled. The samples packed in paper bags were microbiologically analyzed only during 2 weeks storage, because the cutting force of marmalade candies in this packaging turned very high and the candies got not eatable.

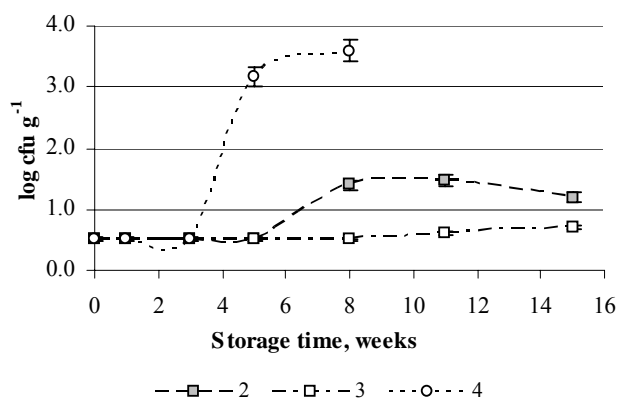


Fig. 11 The mould count dynamics in apple-black currant marmalade candies during the storage time
 2 – Multibarrier 60 pouches (MAP 100% CO₂); 3 – Multibarrier 60 pouches (100% CO₂) + O₂ scavenger, 500 cc; 4 – VC999 BioPack lidding film PLA pouches (MAP100% CO₂).

The initial mould count of marmalade samples was $0.51\pm 0.01 \log \text{cfu g}^{-1}$ (Fig. 11), which during storage time increased different. The mould count in candy samples packed in Multibarrier 60 film pouches during 15 storage weeks did not exceed $2 \log \text{cfu g}^{-1}$, as we had supposed previously, however the mould count was influenced by active packaging – the incorporated oxygen scavenger slowed down the mould growth ($p<0.05$). The samples packed in VC999 BioPack lidding film PLA pouches got moldy just after 4 weeks storage, when mould count reached a value $3 \log \text{cfu g}^{-1}$, and the samples turned mouldy and spoiled. Consequently, the environmentally friendly PLA could not be used for long term storage of marmalade candies, the shelf life in this packaging could be to the utmost only till 4 weeks.

The yeast grows in all packaging conditions was equal – after 15 storage weeks in average $9 \log \text{cfu g}^{-1}$ were observed. The presence of enterobacteria *Escherichia coli* (*E. coli*) in the tested marmalade candy samples was not found.

The initial value of marmalade candy colour component L* was 18.2 ± 0.5 units, which in all investigated packaging situations in polymer films during 15 storage weeks step by step decreased till 14.0 ± 0.5 units (Fig 12). It means – the colour became lighter and did not differ among samples.

As we have already described previously, the VC999 BioPack lidding film PLA could be useful for the marmalade candy quality maintenance only along 4 storage weeks, this material most of all influenced the changes of L* value during the storage – along the first 4 storage weeks the L* value increased till 20.0 ± 0.5 units, henceforward till 8 storage weeks – step by step till 22.0 ± 0.5 units, it means, the samples lost moisture and became darker.

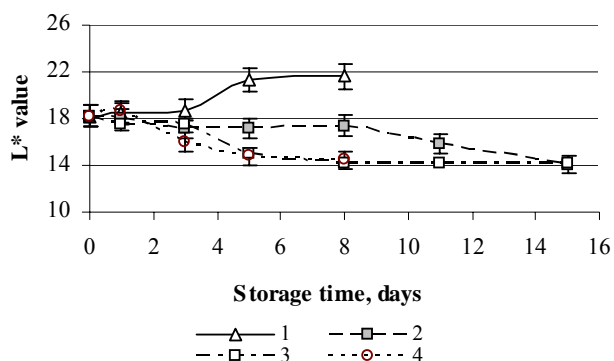


Fig.12 The changes of apple-black currant marmalade candies L* values during the storage time

1 – paper bags; 2 – Multibrier 60 pouches (MAP 100% CO₂); 3 – Multibrier 60 pouches (100% CO₂) +O₂ scavenger, 500 cc; 4 – VC999 BioPack lidding film PLA pouches (MAP100% CO₂).

The values of a* meaning (-a) – greenness, (+) – redness, are graphically represented in (Fig. 13). The initial a* value of marmalade candy samples was $+7.8 \pm 0.5$, which in Multibrier 60 film packaging both without and with oxygen scavengers gradually decreased on average till $+6.4 \pm 0.5$ units, and after storage of 15 weeks there was not observed substitution influence of oxygen scavengers on the a* value.

The a* value of samples packed in paper bags in air ambience essentially differed ($p < 0.05$) from previously mentioned samples in Multibrier 60 packaging, already after one week storage decreasing till 3.0 ± 0.5 units, which as well, similarly like L* value changes, could be explained by moisture loss during storage.

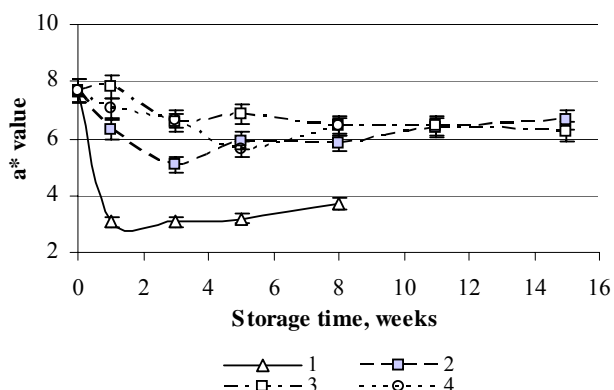


Fig.13 The changes of apple-black currant marmalade candies a* values during the storage time

1 – paper bags; 2 – Multibrier 60 pouches (MAP 100% CO₂); 3 – Multibrier 60 pouches (100% CO₂) +O₂ scavenger, 500 cc; 4 – VC999 BioPack lidding film PLA pouches (MAP100% CO₂).

The values of b* meaning (-b) – blueness, (+b) – yellowness, are graphically represented in Fig. 14. The initial b* value of marmalade candy samples was 5.8 ± 0.3 units, during 15 storage weeks step by step decreasing. The least decrease we observed in Multibrier 60 packaging with incorporated oxygen scavenger – only till 5.0 ± 0.3 units, still in the same polymer without oxygen scavenger the decrease in b* value was notable – till 2.5 ± 0.3 , it means the results among samples after 15 storage weeks differed. The decrease of b* value in candy samples packed in paper bags was disparate ($p < 0.05$) jet after one storage week.

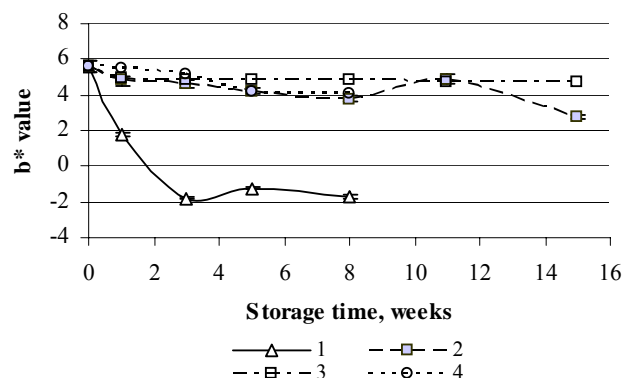


Fig. 14 The changes of apple-black currant marmalade candies b* values during the storage time

1 – paper bags; 2 – Multibrier 60 pouches (MAP 100% CO₂); 3 – Multibrier 60 pouches (100% CO₂) +O₂ scavenger, 500 cc; 4 – VC999 BioPack lidding film PLA pouches (MAP100% CO₂).

To describe the product overall colour change during the storage time, the influence of packaging materials and oxygen scavenger on the total colour difference (ΔE^*) has been calculated by equation (1) (Fig. 15.). We have observed notable total colour difference (ΔE^*) of examined samples. Comparing the control sample in paper bags, and samples packed in Multibrier 60 film without and with oxygen scavenger, and in VC999 BioPack lidding film PLA packaging, we found disparity in colour difference ($p < 0.05$).

Total colour difference (ΔE^*) substantially differed of those samples packed in paper bags during storage 8 weeks, what could be explained by influence of high moisture loss during storage as well as by oxygen presence in non hermetical packs. The presence of oxygen scavengers in packaging during

15 storage weeks did not substantially influence the colour difference of candy samples packed in Multibrier 60 film pouches ($p > 0.05$). The colour difference of samples packed in biodegradable VC999 BioPack lidding film PLA pouches did not disparate from all samples packed in Multibrier 60 film ($p > 0.05$).

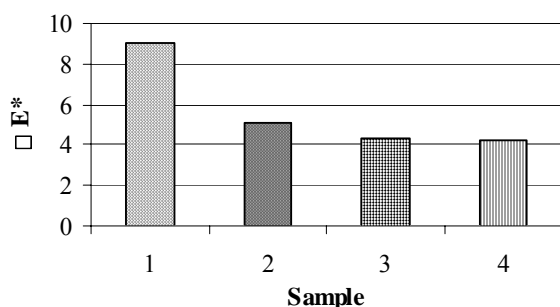


Fig. 15 The total colour difference (ΔE^*) of apple-black currant marmalade candies during the storage time

1 – paper bags; 2 – Multibrier 60 pouches (MAP 100% CO₂); 3 – Multibarrier 60 pouches (100% CO₂) + O₂ scavenger, 500 cc; 4 – VC999 BioPack lidding film PLA pouches (MAP100% CO₂).

IV. CONCLUSION

Our obtained results show, that the investigated conventional Multibarrier 60 film is applicable for apple-black currant marmalade candy's long-term storage in packaging maintaining quality, among them the active packaging in Multibarrier 60 pouches (MAP, 100% CO₂) with incorporated oxygen scavenger could be considered as the best variant. Packaging in biodegradable VC999 BioPack lidding film PLA can maintain quality of apple-black currant marmalade candies during storage time only till 8 weeks. The paper bags could be used only for candy's short-term packaging on the supermarket shelves.

REFERENCES

[1] J. Prescott, "Comparisons of taste perceptions and preferences of Japanese and Australian consumers: overview and implications for cross-cultural sensory research", *Food Quality and Preference*, vol. 9, pp. 393–402, 1998.

[2] J. Prescott, O. Young, L. O'Neill, N. J. N. Yau and R. Stevens, "Motives for food choice: a comparison of consumers from Japan, Taiwan, Malaysia and New Zealand", *Food Quality and Preference*, vol. 13, pp. 489–495, 2002.

[3] A. Ekpong, T. Ngamsak, R. J. Winger, "Comparing sensory methods for the optimisation of mango gel snacks", *Food Quality and Preference*, vol. 17, pp. 622–628, 2006.

[4] G. Kansci, B. B. Koubala, I. M. Lape, "Effect of ripening on the composition and the stability for jam processing of different varieties of mango (*Mangifera indica*)", *African Journal of Biotechnology*, vol. 2(9), pp. 301–306, 2003.

[5] G. Jaworska, W. Kmiecik, J. Słupski, "Effect of technological measures on the quality of canned banana desserts", *EJPAU*, vol. 7(1), 05, 2004.

[6] R. Fugel, R. Carle and A. Schieber, "Quality and authenticity control of fruit purees, fruit preparations and jams – a review", *Trends in Food Science & Technology*, vol. 16, pp. 433–441, 2005.

[7] S. Grujić, R. Grujić, J. Poljašević, "Effect of food additives on sensory characteristics of thermo-stable marmalade", *EJPAU*, Food Science and Technology, vol. 13(2), 11, pp. 1–12, 2010. Source: <http://www.ejpau.media.pl/volume13/issue2/art-11.html>, resource used on 25.05.2011.

[8] C. F. Ognean, N. Darie, V. Jascanu, A. Gyongyi, M. Tarziu, M. Ognean, "Obtaining low claries desert jelly type", *Journal of Agroalimentary Processes and Technologies*, vol. 13(2), pp. 409–412, 2007.

[9] A. I. A. Costa, W. M. F. Jongen, "New insights into consumer-led food product development", *Trends in Food Science & Technology*, vol. 17, pp. 457–465, 2006.

[10] M. Benner, R. F. R. Geerts, A. R. Linnemann, W. M. F. Jongen, P. Folstar, H. J. Cnossen, "A chain information model for structured knowledge management: towards effective and efficient food product improvement", *Trends in Food Science & Technology*, vol. 14, pp. 469–477, 2003.

[11] R. A. Baker, N. Berry, Y. H. Hui, "Fruit preserves and jams" (Book style with paper title and editor) in: *Processing Fruits: Science and Technology, Volume 1, Biology, Principles and Applications*, P. L. Somogyi, S. H. Ramaswamy, Y. H. Hui, Ed. United States of America, CRC Press, 1996, pp. 117–131.

[12] F.E. Figuerola, *Berry jams and jellies*, Chapter 13, by Taylor & Francis Group, LLC, 267–385, 2007.

[13] F. P. Downes, K. Ito, *Compendium of methods for the microbiological examination of foods*. (Ed.4th), Washington, 2001.

[14] A. H. Kawo, F. N. Abdulmumin, "Microbiological quality of re-packaged sweets sold in metropolitan Kano, Nigeria", *Bayero Journal of Pure and Applied Sciences*, vol. 2(1), pp. 154–159, 2009.

[15] A. Raisi, A. Aroujalian, "Reduction of the glucose syrup browning rate by the use of modified atmosphere packaging", *Journal of Food Engineering*, vol. 80(1), pp. 370–373, 2007.

[16] A. Kulichenko, "Improved technology in the marshmallow with the use of vegetable proteins". *Dis. cand. Tech. Science: 05.18.01* Moscow: RSL OD, 61:06-5 / 2669, 2006. (In Russian).

[17] R. Ergun, R. Lietha, R. W. Hartel, "Moisture and shelf life in sugar confections", *Critical Reviews in Food Science and Nutrition*, vol. 50(2), pp. 162–192, 2010.

[18] V. Ghosh, J.L. Duda, G.R. Ziegler, R. C. Anantheswaran, "Diffusion of moisture through chocolate-flavoured confectionery", *Food and Bioproducts Processing*, vol. 82(C1), pp. 35–43, 2004.

[19] J. Ahmed, A. R. Khan, A. S. Hanan, "Moisture adsorption of an Arabian sweet (basbusa) at different temperatures", *Journal of Food Engineering*, vol. 64(2), pp. 187–192, 2004.

[20] F. Devlieghere, J. Debevere, "MAP, product safety and nutritional quality" (Book style with paper title and editor) in: *Novel food packaging techniques*, R. Ahvenainen, Ed. Cambridge, UK: Woodhad Publishing Limited, 2003, pp. 208–230.

[21] T. Labuza, K. Roe, C. Payne, F. Panda, "Storage Stability of Food Systems: Influence of State Changes during Drying and Storage. (Published Conference Proceedings style)," in *14th International Drying Symposium, IDS 2004*, São Paulo, Brazil, 2004, vol. A, pp. 48–68.

[22] A. López-Rubio, E. Almenar, P. Hernandez-Munoz, J. M. Lagarón, R. Catala, R. Gavará, "Overview of active polymer-based packaging technologies for food applications", *Food Review International*, vol. 20(4), pp. 357–387, 2004.

[23] D. Manley, "Ingredients (Book style with paper title and editor)" in: *Biscuit, cookie and cracker manufacturing manuals, Manual 1*. D. Manley, Ed. Cambridge, UK: Woodhad Publishing Limited, 1998, pp. 5.

[24] A. Meroni, "Active packaging as an opportunity to create package design that reflects the communicational functional and logistical requirements of food products", *Packaging Technology Science*, vol. 13, pp. 243–248, 2000.

[25] M. Muralikrishna, A. M. Nanjundaswamy, G. S. Siddappa, "Guava powder preparation, packaging and storage studies", *Journal of Food Science and Technology*, vol. 6, pp. 93–98, 1969.

[26] R. Narayan, "Drivers for biodegradable/compostable plastics and role of composting in waste management and sustainable agriculture", *Orbit Journal*, vol. 1(1), pp. 1–9, 2001.

[27] S. E. Papadakis, S. Abudal-Malek, R. E. Kamden, K. L. A. Yam, "Versatile and Inexpensive Techniques for Measuring Colour of Foods", *Food Technology*, vol. 54(12), pp. 48–51, 2000.

[28] S. Rai, A. S. Chauhan, "Quality attributes of drum-dried papaya-cereal flakes developed from ripe papaya (*Carica papaya* L.)", *Electronic Journal of Environmental Agricultural and Food Chemistry*, vol. 7(5), pp. 2914–2931, 2008.

[29] M. L. Rooney, *Active food packaging*, London, UK: Chapman & Hall, 1995; 272.

[30] R. Sabdo, "Active Packaging in the Confectionery Industry", *Multisorb Technologies*, Buffalo, N.Y., 2009, December 1. Source: http://www.snackandbakery.com/Articles/White_Papers/BNP_GUID_9-5-2006_A_10000000000000708972, resource used on 14.06.2011.

[31] G. Mortensen, G. Bertelsen, P. V. Nielsen, "Packaging of cheese". (Book style with paper title and editor) in: *Handbook of food and*

beverage fermentation technology, Y. H. Hui, L. Meunier-Goddik, A. S. Hansen, J. Josephsen., Nip Wai-Kit, P. S. Stanfield, J. F. Toldra, Ed. Taylor & Francis e-library, 2005, pp. 381–399.

- [32] T. P. Coultate, “*Food: the chemistry of its components*”, Cambridge, UK: RSC Paperbacks, pp. 213–217, 2002.

Sandra Muizniece-Brasava, Dr.sc.ing., assistant of professor was born in Latvia, Gulbene at 1977. She has defended her Dr. degree in Food Science in Latvia University of Agriculture at 2006. Thesis of PhD degree was “Poly-b-hydroxybuturate composite materials as environmentally friendly food packaging”. Scientific direction is estimation of the novel and environment friendly food product packaging materials and packaging technologies. She has 35 scientific publications.

Lija Dukalska, Dr.habilit.sc.ing. and professor was born in Riga district at 1934. She has received her Dr., degree in Food science and technology at 1972, Dr habilit. sc. ing at 1997 and elected in professor’s post in Latvia University of Agriculture at 1998. Scientific direction is studies of the novel and environmentally friendly biodegradable food packaging material application for food packaging technologies. She has about 180 published scientific articles, and 4 published books, EC expert in Brussels, reg. N°EE19981A03785. Participated in EU financed International projects *EcoPac*, QLRT-2001-01823 and *PackTeck*, N GIRTC-CT-2002-05068. At present leading scientist in Project Formation of the research group in food science, Contract Nr.2009/0232/1DP/1.1.1.2.0/09/ APIA/VIAA/122.

Solvita Kampuse, Dr.sc.ing., assistant of professor was born in Latvia, Bauska at 1975. She has defended her Dr. degree in Food Science in Latvia University of Agriculture at 2006. The thesis paper for getting doctor’s degree was “Suitability to Freezing of Berries from Different Raspberry, Black, Red and White Currant Cultivars Grown in Latvia”. Scientific direction is connected with the development of new fruit and vegetable products, investigations of bioactive compounds in fruits and vegetables, and possibilities to save them in processed products. She has 27 scientific publications.

Irisa Murniece, Dr.sc.ing., Born in Latvia, Cesis at 1980. She had obtained doctoral degree (Dr.sc.ing.) in the field of Food Science at Latvia University of Agriculture (2010) and Master degree – Food Science and Nutrition at Gent University (Belgium) (2007). Now she is working as a researcher at the Department of Food Technology. Her field of the research is potatoes, vegetables and its quality before and after processing as well as analyses of the physical properties of the food. She has about 25 published papers and participated in ten different projects both in national and European level.

Martins Sabovics, Mg.sc.ing., assistant. Born in Latvia, Jelgava at 1985. Defended Master’s degree in Food Science in Latvia University of Agriculture at 2010. Thesis of Master’s degree was “Flour blend from non-traditional cereals”. Now he is the first year PhD student (2011) in Food Science in Latvia University of Agriculture. Scientific activity is directed on different whole-grain flour (triticale, hull-less barley, rye, rice and corn) usage of bread and pastry production, as well as the effect of technological processes on bread and pastry products. He has 8 scientific publications.

Iona Dabina-Bicka, Mag.cib.hyg., research assistant in department of Food Technology, Latvia University of Agriculture, was born in Latvia, Jelgava at 1978. Thesis of his PhD research is Dynamics of antioxidants in barley products and it is planned to be defended in 2013 in Latvia University of Agriculture. The scientific direction is antioxidant activity in barley products and microbial contamination of stored foods. She has 6 scientific publications.

Emils Kozlinskis, Mg.biol., researcher in department of Food Technology, Latvia University of Agriculture, was born in Latvia, Riga at 1984. Thesis of his PhD research is Development of microbial populations in spontaneous rye bread sourdoughs and it will be defended on September, 2011 in Latvia University of Agriculture. The scientific direction is microbiology of fermented products and microbial contamination of stored foods. He has 7 scientific publications.

Svetlana Sarvi, Mg.sc.ing., was born in Poland, 1947. She has obtained Mater degree (Mg.sc.ing.) in the field of Food Science at Latvia University of Agriculture (2004). She is working at the Department of Food Technology as a scientific assistant. She has seven scientific papers and she is taking a part in two national projects.