

# A Numerical Study on Thermal Dissociation of H<sub>2</sub>S

M. Moghiman, S. M. Javadi, A. R. Moghiman, and S. Baghdar Hosseini

**Abstract**—The main issue in sweetening natural gas is H<sub>2</sub>S dissociation. The present study is concerned with simulating thermal dissociation of H<sub>2</sub>S in industrial natural gas carbon black furnace. The comparison of calculated results against experimental measurements shows good agreement. The results show that sulfur derived from H<sub>2</sub>S thermal dissociation peaked at  $\phi=0.95$ . H<sub>2</sub>S thermal dissociation is enhanced in equivalence ratio upper than 1 and H<sub>2</sub>S oxidization is increased in equivalence ratio lower than 1. H<sub>2</sub> concentration of H<sub>2</sub>S thermal dissociation is increased with increase of equivalence ratio up to 1. Also, H<sub>2</sub>S concentration decreased in outlet as equivalence ratio increases. H<sub>2</sub>S thermal dissociation to hydrogen and Sulfur reduces its toxic characteristics and make economical benefits.

**Keywords**—Equivalence ratio, H<sub>2</sub>S, natural gas furnace, thermal dissociation.

## I. INTRODUCTION

THE acidic gas in oil and natural gas refinement consist of 80% CO<sub>2</sub> and 20% H<sub>2</sub>S which emit to environment. Hydrogen sulphide is a byproduct from the sweetening of sour natural gas, the hydrodesulphurization of light hydrocarbons, and from the upgrading of heavy oils, bitumens and coals. It is usually separated from hydrocarbon gases by amine absorption. Considering to the poisonous behavior of H<sub>2</sub>S and its influence on nature, it has to be further treated. H<sub>2</sub>S is also an abundant source for potentially the cheapest Hydrogen. The petroleum industry spends a lot of money to produce Hydrogen from other sources for Sulfur removal from crude oils and refinery products. This creates more than 6 million tons per year of concentrated H<sub>2</sub>S in which very weakly bonded Hydrogen is then stupidly burned to water. Controlling hydrogen sulfide concentrations is critical in many applications as it is one of the most malodorous compounds. The characteristic odor of H<sub>2</sub>S is detected at a threshold of 0.0047 ppm. Hydrogen sulfide is reported to be toxic, harmful to human health, has damaging effects on many industrial catalysts, and is known to be a major source of acid rain when

M. Moghiman is with the Department of Mechanical Engineering, Ferdowsi University of Mashhad, Iran (phone: +985118815100; fax: +985118815100; e-mail: mmoghiman@yahoo.com).

S. M. Javadi is with the Department of Mechanical Engineering, Ferdowsi University of Mashhad, Iran (e-mail: mohammad.javadi@gmail.com).

A. R. Moghiman is with the Department of Mechanical Engineering, Azad University of Mashhad, Iran (e-mail: amirmoghiman@yahoo.com).

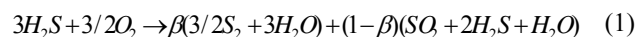
S. Baghdar Hosseini is with the Department of Mechanical Engineering, Azad University of Mashhad, Iran (e-mail: saeedbh85@yahoo.com).

oxidized in the atmosphere. H<sub>2</sub>S becomes harmful to human health when inhaled and can be deadly depending on the exposure concentration and duration of the exposure. Eye irritation starts to occur around 10-20 ppm. The risk of pulmonary edema is noticeable above 300 ppm. Exposure to concentrations over 1000 ppm might lead to death [1]. Hydrogen sulfide is corrosive and penetrates the lattice of some steels and makes them brittle, leading to sulphide stress cracking - a concern especially for handling acid gas and sour crude in the oil industry. In conclusion, H<sub>2</sub>S thermal dissociation to hydrogen and Sulfur reduces its toxic characteristics and make economical benefits. This process operates in an industrial soot formation furnace. The objective of this study is to analyze the effect of the main feed stock's equivalence ratio on the efficiency of sulfur and other species production.

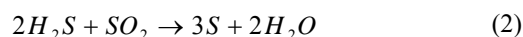
## II. CHEMICAL REACTIONS

There are many approaches for H<sub>2</sub>S dissociation. Among these are: photochemical, direct electrochemical, indirect electrochemical, claus process, thermal (catalytic and non-catalytic) and plasma systems [2]. The economics of such systems have been reviewed [3–6]. Photochemical methods were not very successful because of high energy costs and low conversion [6]. Electrolysis encounters many problems including sulfur passivation of the anode [7]. Electrochemical processes require chemical oxidants and have high electrical energy requirements [8].

H<sub>2</sub>S dissociation for sulfur recovery in the Claus process consists of two stages. The first is a thermal step, in which H<sub>2</sub>S is partially oxidized with air:

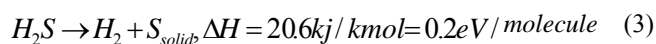


This step occurs in a furnace at high temperatures of 1300–1700 K. The main product is sulfur ( $\beta = 55\text{--}70\%$ ); however, because of the high temperatures of the reaction, SO<sub>2</sub> is also formed. Consequently, a second step is necessary



In order for (2) to occur at reasonable speeds, a catalyst is necessary. Even with the best catalyst, the reaction is not complete. Thus, it is operated in two or three stages with Intermediate sulfur condensation ultimately; all hydrogen in the H<sub>2</sub>S is converted to water [9]. The Claus process is quite

sensitive to CO<sub>2</sub>; generally the process cannot be sustained if CO<sub>2</sub> concentration in the gas exceeds 60%. In most of cases CO<sub>2</sub> is accompanying H<sub>2</sub>S in natural gases as well as in other effluents and the both gases are hard to separate in order to satisfy such limitation. Also steam, hydrocarbons and NH<sub>3</sub> in the raw gas stream tend to poison or to plug the Claus catalyst. Moreover, large plants are required for this process to be economically feasible, additional tail gas treatment is necessary, controlling high temperature gas reaction and maintenance of the catalysts make the Claus process not flexible enough to immediately adjust to changes in the load, etc. This process is not economic when the price of sulphur (the primary product) is depressed, but nevertheless is practiced to dispose of the H<sub>2</sub>S in an environmentally acceptable manner. Conversion of the hydrogen to water, however, is wasteful from the standpoint of thermodynamics because H<sub>2</sub>S can be a cost effective source of hydrogen. The dissociation energy of H<sub>2</sub>S (into hydrogen and sulfur) is only 0.2 eV/molecule. Compared to water, which has dissociation energy of 2.9 eV/ molecule, production of hydrogen from H<sub>2</sub>S is 15 times less costly. Therefore, the possibility to dissociate H<sub>2</sub>S into sulfur and hydrogen is important commercially. Such prospects are particularly important for oil industry, which consumes large amounts of hydrogen in oil hydro-treatment for production of low sulfur fuels and could benefit from a low cost method of H<sub>2</sub>S dissociation. In general, thermal decomposition and plasma systems have more potential than other approaches because they have lower energy consumption [6]. Hydrogen sulfide dissociation, with hydrogen and elemental sulfur production, is slightly endothermic:



When the temperature in a system is increased to stimulate the dissociation, sulfur is not produced in the condensed phase. Instead, it forms as a gas, S<sub>8</sub>, which requires more energy. In addition, since the enthalpy of the gas-phase sulfur process exceeds that of the solid-phase sulfur process, the required temperature to stimulate dissociation is higher [10]. At these higher temperatures the only major sulfur containing product is gaseous S<sub>2</sub>. Thermodynamic equilibrium calculation indicates that conversion is fairly low, less than 20%, even at high temperatures, 1250 K, while energy cost is rather high, 4 eV per H<sub>2</sub> molecule (Fig. 1). These results are in agreement with previous work [11-12]. The methods previously studied for H<sub>2</sub>S-dissociation do not allow a scale-up to industrial dimensions for fundamental reasons. A plasmachemical method for the continuous dissociation of H<sub>2</sub>S which allows an essay scale-up might also be attractive for other plasmachemical syntheses and waste destruction. To make a process feasible for industrial application it must allow a continuous operation, require simple and inexpensive equipment and run at atmospheric pressure in order to achieve high mass through-puts.

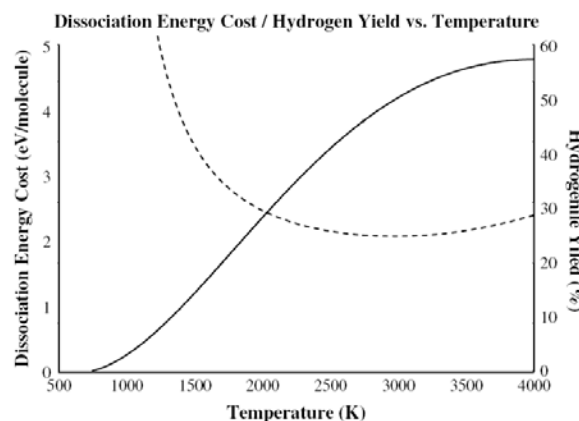
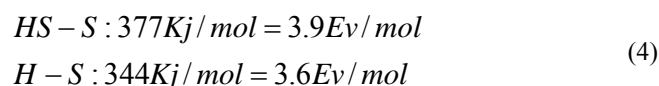
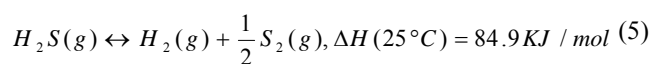


Fig. 1 Dissociation energy in eV per H<sub>2</sub> molecule (dashed line) and hydrogen yield in percent (solid line) depending on temperature at equilibrium conditions

Furthermore, there are physical and chemical limitations [13]. The dissociation of H<sub>2</sub>S involves several steps, the balance being slightly endothermic. The first step of the dissociation of H<sub>2</sub>S must have a higher energy requirement because the recombination reactions of the sulfur atoms of S<sub>8</sub>-rings and of hydrogen atoms of H<sub>2</sub> are exothermic. Reported values for dissociation energies are:



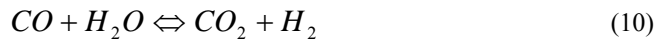
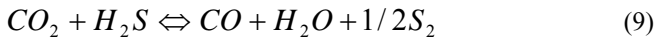
To make a continuous process possible, sulfur has to be removed from the reactor as a liquid or a vapor. Liquid sulfur (m.p. 119 °C) shows a peculiar temperature dependence of viscosity. There is a minimum at ≈ 156 °C. However, H<sub>2</sub>S has a strong effect on this minimum because polysulfanes H<sub>2</sub>S<sub>n</sub> are being formed. The boiling point of sulfur at atmospheric pressure is 444.6 °C [12]. H<sub>2</sub>S thermal dissociation operates in a furnace with methane as main fuel. This process involves a series of complicated chemical reactions which control the dissociation of H<sub>2</sub>S and CH<sub>4</sub>. The simplified thermal decomposition reaction can be described by the following overall stoichiometric equation:



The reaction is highly endothermic and the equilibrium yields are poor. For example, at 860 °C (1150 K) the conversion of H<sub>2</sub>S is only 10% [5]. Above approximately 800 °C there is a decreasing advantage to use a catalyst since the thermal reaction proceeds to equilibrium rapidly. Equilibrium is dependent on pressure, such that higher H<sub>2</sub>S conversions are obtained at lower pressures. Depending on the temperature, the decomposition reaction has a varying potential to generate many molecular species of sulphur, including sulfanes. Above approximately 750 °C Raymond [14] and Kaloidas and Papayannakos [12] have shown that diatomic sulphur (S<sub>2</sub>) is the primary sulphur species. The

products must be quickly cooled (quenched) after leaving the reactor, as reaction (5) is reversible.

In H<sub>2</sub>S thermal dissociation, other species are produced as follow:



### III. NUMERICAL SOLUTION PROCESS

The combustion model is based on the conserved scalar (mixture fraction) and prescribed probability density function (*pdf*) approach. Transport equations were solved for the mean mixture fraction  $\bar{f}$ , its variance  $\overline{f'^2}$  and for enthalpy  $\bar{h}$ . The mean values of the reactive scalars have been obtained using a  $\beta$ -*pdf*. The chemistry calculations and the *pdf* integrations were performed using a preprocessing code, and assuming chemical equilibrium between 30 different species. The results of the chemistry calculations were stored in look-up tables which relate the mean thermochemical variables (species mass fractions, temperature and density) to the values of  $\bar{f}$ ,  $\overline{f'^2}$  and  $\bar{h}$ .

The mixture fraction / PDF method is used to model the turbulent chemical reactions occurring in the diffusion, combustion and thermal decomposition of natural gas in the carbon black furnace. This method, which assumes the chemistry is fast enough for a chemical equilibrium to always exist at molecular level, enables the handling of large numbers of reacting species, including intermediate species. In non-adiabatic systems, where change in enthalpy, due to heat transfer, affects the mixture state, the instantaneous thermo chemical state of the mixture, resulting from the equilibrium chemistry model, is related to a strictly conserved scalar quantity known as the mixture fraction,  $f$ , and the instantaneous enthalpy,  $H^*$ ,  $\phi_i = \phi_i(f, H^*)$ . The effects of turbulence on the thermo chemical state are accounted for with the help of a probability density function (PDF):

$$\bar{\phi}_i = \int_0^1 \phi_i(f, \bar{H}^*) p(f) df \quad (11)$$

As in carbon black furnaces, the heat transfer from walls is not high. For simplicity, it has been assumed that heat losses do not, significantly, impact on the turbulent enthalpy fluctuations. In this study, the  $\beta$ -probability density function used by Jones and McGurik [15] is used to relate the time-averaged values of individual species mass fraction, the temperature and the fluid density of the mixture to

instantaneous mixture fraction fluctuations.

The  $\beta$ -probability density function, in terms of the mean mixture fraction  $\bar{f}$  and its variance  $\overline{f'^2}$ , can be written as:

$$P(f) = \frac{f^{\alpha-1}(1-f)^{\beta-1}}{\int_0^1 f^{\alpha-1}(1-f)^{\beta-1} df}, \quad 0 < f < 1 \quad (12)$$

Where:

$$\alpha = \bar{f} \left[ \frac{\bar{f}(1-\bar{f})}{\overline{f'^2}} - 1 \right], \quad \beta = (1-\bar{f}) \left[ \frac{\bar{f}(1-\bar{f})}{\overline{f'^2}} - 1 \right]. \quad (13)$$

Using the unweighted averaging [16], the values of the two parameters  $\bar{f}$  and  $\overline{f'^2}$  at each point in the flow domain are computed through the solution of the following conservation equations [17]:

$$\frac{\partial}{\partial x} (\rho u_i \bar{f}) = \frac{\partial}{\partial x_i} \left( \frac{\mu_t}{\sigma_t} \frac{\partial \bar{f}}{\partial x_i} \right) \quad (14)$$

$$\frac{\partial}{\partial x} (\rho u_i \overline{f'^2}) = \frac{\partial}{\partial x_i} \left( \frac{\mu_t}{\sigma_t} \frac{\partial \overline{f'^2}}{\partial x_i} \right) + C_g \mu_t \left( \frac{\partial \bar{f}}{\partial x_i} \right)^2 - C_d \rho \frac{\varepsilon}{k} \overline{f'^2} \quad (15)$$

Where the constants  $\sigma_t$ ,  $C_g (= 2/\sigma_t)$  and  $C_d$  take the values 0.7, 2.86 and 2.0, respectively. The transport equation, which calculates the distribution of the instantaneous enthalpy, is as follows:

$$\frac{\partial}{\partial x} (\rho u_i \overline{H^*}) = \frac{\partial}{\partial x_i} \left( \frac{k_t}{c_p} \frac{\partial \overline{H^*}}{\partial x_i} \right) + \tau_{ik} \frac{\partial u_i}{\partial x_k} + S_h \quad (16)$$

Where  $k_t$  is turbulent thermal conductivity and  $S_h$  includes the heat of the chemical reaction and radiation. The instantaneous enthalpy is defined as:

$$H^* = \sum_j m_j H_j = \sum_j m_j \left[ \int_{T_{ref,j}}^T c_{p,j} dT + h_j^\circ(T_{ref,j}) \right] \quad (17)$$

Where  $m_j$  is the mass fraction of species  $j$  and  $h_j^\circ(T_{ref,j})$  is the formation enthalpy of species  $j$  at the reference temperature  $T_{ref,j}$ .

Fluent CFD software which allows one to model furnaces with complex geometry and solution – adaptive grid refinement, has been applied in this study to solve the 3D

problem. The 3D volume grid of thermal dissociation furnace is represented in Fig. 2.




Fig. 2 Three-dimensional grid of thermal dissociation furnace

To survey the effect of air-fuel ratio (main fuel) on the sulfur production efficiency and other products efficiency, the concentration of species has become dimensionless by the following formula:

$$H_2(\%) = \frac{[H_2]}{4/16*[CH_4] + ([H_2S]_0 - [H_2S]) * 2/34} * 100 \quad (18)$$

$$H_2S(\%) = \frac{[H_2S]_0 - H_2S}{[H_2S]_0} * 100 \quad (19)$$

$$S_2(\%) = \frac{[S_2]}{[H_2S]_0 * 32/34} * 100 \quad (20)$$

$$SO_2(\%) = \frac{[SO_2] * 32/64}{[H_2S]_0 * 32/34} * 100 \quad (21)$$

$$SO(\%) = \frac{[SO] * 32/48}{[H_2S]_0 * 32/34} * 100 \quad (22)$$

#### IV. RESULTS AND DISCUSSION

The comparison of calculated results and experimental measurements shows good agreement. Fig. 3 shows the relationship between temperature, and SO<sub>2</sub> and COS concentration. The concentration of SO<sub>2</sub> is increased with the increase of temperature and H<sub>2</sub>S combustion while the COS concentration is decreased. Consumption rate of H<sub>2</sub>S and S<sub>2</sub> production rate are shown in Fig. 4 H<sub>2</sub>S combustion is tended to improve with rise of temperature, so the dissociation of H<sub>2</sub>S is grown while its concentration is dropped. The concentration of S<sub>2</sub> is raised. Fig. 5 illustrate compares the predicted yields of S<sub>2</sub> and H<sub>2</sub>S conversion with result of Towler and Lynn [18]. It shows that the yield of S<sub>2</sub> is increase with increase of temperature while H<sub>2</sub>S yield is decreased. Fig. 6 shows the effect of equivalence ratio on production efficiency of S<sub>2</sub> and H<sub>2</sub>S. It is seen that the amount of dissociated sulfur reaches its maximum at φ=0.95. The concentration of dissociated H<sub>2</sub>S is decreased with increase of equivalence ratio. This is due to the fact that H<sub>2</sub>S burns at low equivalence ratio however; H<sub>2</sub>S exits the furnace without any chemical reaction at upper equivalence ratio. It also shows that the concentration of H<sub>2</sub> is increased with increase of equivalence ratio. At φ<1 H<sub>2</sub>S thermal dissociation have an important role in production of H<sub>2</sub> while at φ>1 because of rich fuel-air mixture the production rate of H<sub>2</sub>

increases. Fig. 7 shows the effect of equivalence ratio on production efficiency of SO<sub>2</sub> and SO. It can be seen that the efficiency of SO<sub>2</sub> and SO is decrease with increase of equivalence ratio as the amount of O<sub>2</sub> at higher equivalence ratio is decreased. Fig. 8 shows the effect of equivalence ratio on CO and CO<sub>2</sub> mole fractions. CO and COS mole fractions are increased with increase of equivalence ratio while the concentration of CO<sub>2</sub> has remained approximately constant.

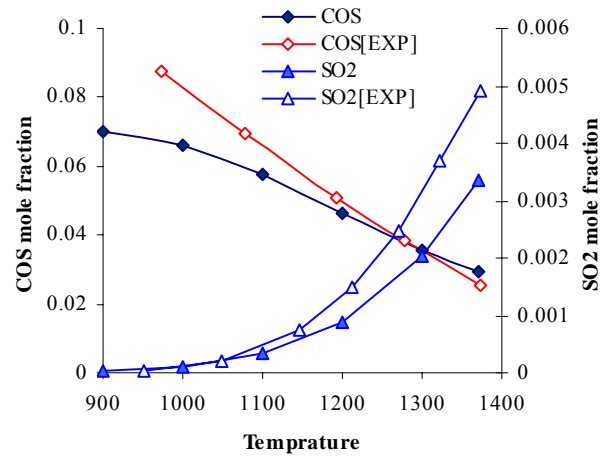


Fig. 3 Comparison of calculated results of SO<sub>2</sub> and COS with experimental results of Towler, and Lynn [18]

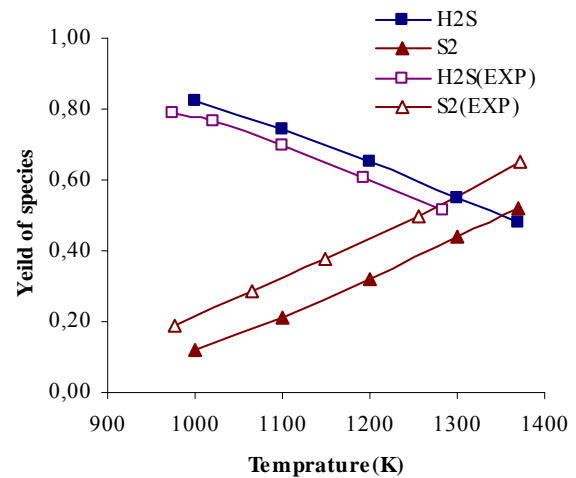


Fig. 4 Comparison of calculated results of H<sub>2</sub>S and S<sub>2</sub> with experimental results of Towler, and Lynn [18]

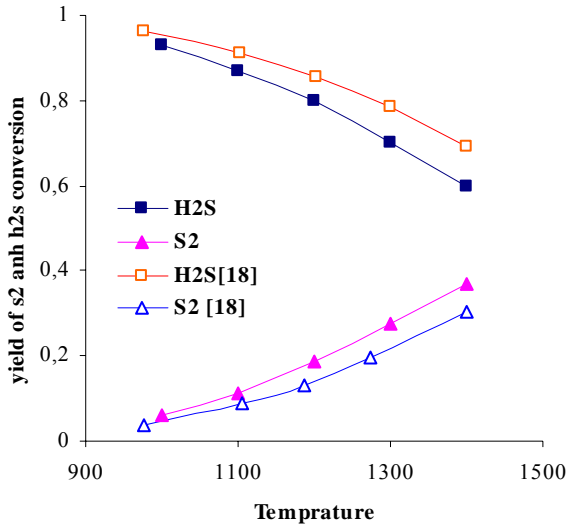


Fig. 5 Comparison of the predicted yields of S<sub>2</sub> and H<sub>2</sub>S conversion with result of Towler and Lynn [18]

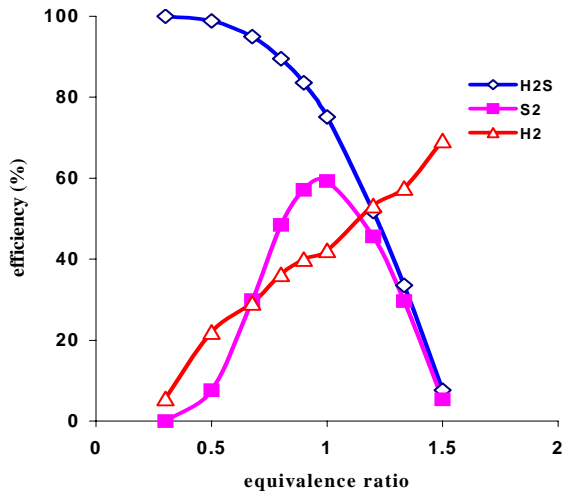


Fig. 6 Effect of equivalence ratio on production efficiency of S<sub>2</sub> and H<sub>2</sub>S

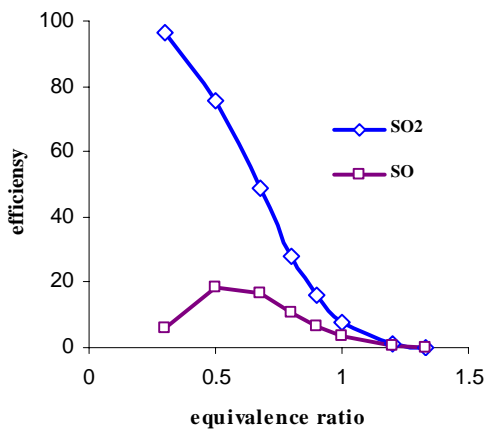


Fig. 7 Effect of equivalence ratio on production efficiency of SO<sub>2</sub> and SO

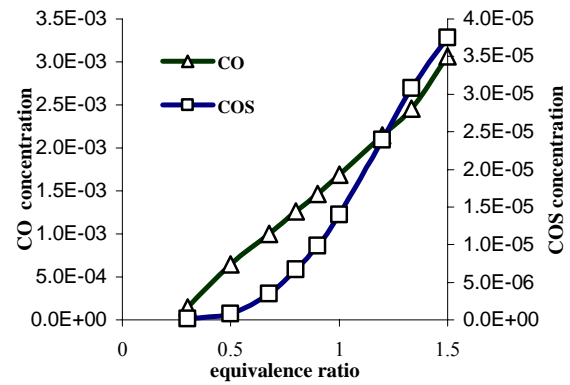


Fig. 8 Effect of equivalence ratio on CO and COS mole fractions

## V. CONCLUSION

The present study is concerned with simulating thermal dissociation of H<sub>2</sub>S in industrial natural gas carbon black furnace. Fluent CFD software has been employed for numerical predictions. The comparison of calculated results against experimental measurements shows good agreement. The main results are summarized as follows:

- The concentration of H<sub>2</sub>S is decreased due to the increase of equivalence ratio.
- The concentration of sulfur is reached its peak at  $\phi=0.95$ .
- H<sub>2</sub> concentration of H<sub>2</sub>S thermal dissociation is increased with increase of equivalence ratio up to 1.
- H<sub>2</sub>S is oxidized at low air-fuel ratio and is turned to SO<sub>2</sub> and a few amount of SO.
- The concentration of SO is peaked at  $\phi=0.55$ .
- The concentration of SO<sub>2</sub> is increased due to decrease of equivalence ratio.
- CO and COS concentration is increased with increase of equivalence ratio.

## REFERENCES

- [1] Yehya Elsayed, Mykola Seredych, Andrew Dallas, Teresa J. Bandosz Desulfurization of Air at High and Low H<sub>2</sub>S Concentrations 2009.
- [2] Cox B, Clarke P, Pruden B. Economics of thermal dissociation of H<sub>2</sub>S to produce hydrogen. *Int J Hydrogen Energy*, Vol. 23, No.7, pp. 531-544, 1998.
- [3] Zaman J, Chakma A. Production of hydrogen and sulphur from hydrogen sulphide. *Fuel Process Technol* 1995; 41:159-98.
- [4] Luinstra E. H<sub>2</sub>S: a potential source of hydrogen. *Sulphur* 1996; 244:31-41.
- [5] Luinstra EA. Hydrogen from H<sub>2</sub>S: technologies and economics. *Sulfotech Research*; May 1995.
- [6] Cox B, Clarke P, Pruden B. Economics of thermal dissociation of H<sub>2</sub>S to produce hydrogen. *Int J Hydrogen Energy* 1998;23(7): 531-44.
- [7] Farooque M, Fahidy TZ. Low potential oxidation of hydrogen sulfide on a rotating tripolar wiper-blade electrode via continuous anode reactivation. *J Electrochem Soc* 1977; 124(8):1192-5.
- [8] Kalina DW, Mass Jr ET. Indirect hydrogen sulfide conversion: an acidic electrochemical process. *Int J Hydrogen Energy* 1985;10(3):157-62.
- [9] T. Nunnally, K. Gutsol, A. Rabinovich, A. Fridman, A. Starikovskiy, A. Gutsol, R.W. Potter. Dissociation of H<sub>2</sub>S in non-equilibrium gliding arc "tornado" discharge. *International journal of Hydrogen energy* 2009;34:7 618 - 7625.

- [10] Fridman Alexander. Plasma chemistry. Cambridge University Press; 2008.
- [11] Chivers T, Hyne JB, Lau C. The thermal decomposition of hydrogen sulfide over transition metal sulfides. *Int JHydrogen Energy* 1980;5:499–506.
- [12] Kaloidas VE, Papayannakas NG. Hydrogen production from the decomposition of hydrogen sulfide. Equilibrium studies on the system  $H_2S/H_2/Si$  ( $i = 1, \dots, 8$ ) in the gas phase. *Int J Hydrogen Energy* 1987;12(6):403–9.
- [13] I.Traus, H. Suhr.  $H_2S$ -Dissociation in an ozoniser discharge at elevated temperatures
- [14] Raymont, E. D., Make hydrogen from hydrogen sulfide. *Hydrocarbon Processing*, 1975, July, 139-142
- [15] Jones, W.P. and McGuirk, J. «Computation of a round turbulent jet discharging into a confined cross flow», *Turbulent Shear Flows 2*, L.J.S, Bradbury et al., Ed., Springer, p233(1980).
- [16] Jones, W.P. and Whitelaw, J.H. “Calculation methods for reacting turbulent flows: A review”, *Combustion and flame*, 48, pp 1-26 (1982).
- [17] Warnat, Z.J., Maas, U. and Dibbe, R.W. “Combustion”, 3rd Ed., Springer-verlag, Berlin, Germany (2001).
- [18] Towler, G.P. and Lynn, S. Process for Recovery of Sulphur from Acid Gases, *J.Chemical Engineering Communication*, 1996, 54: 113-143.