

Comparison of Artificial Neural Network and Multivariate Regression Methods in Prediction of Soil Cation Exchange Capacity

Ali Keshavarzi and Fereydoon Sarmadian

Abstract—Investigation of soil properties like Cation Exchange Capacity (CEC) plays important roles in study of environmental reaserches as the spatial and temporal variability of this property have been led to development of indirect methods in estimation of this soil characteristic. Pedotransfer functions (PTFs) provide an alternative by estimating soil parameters from more readily available soil data. 70 soil samples were collected from different horizons of 15 soil profiles located in the Ziaran region, Qazvin province, Iran. Then, multivariate regression and neural network model (feed-forward back propagation network) were employed to develop a pedotransfer function for predicting soil parameter using easily measurable characteristics of clay and organic carbon. The performance of the multivariate regression and neural network model was evaluated using a test data set. In order to evaluate the models, root mean square error (RMSE) was used. The value of RMSE and R^2 derived by ANN model for CEC were 0.47 and 0.94 respectively, while these parameters for multivariate regression model were 0.65 and 0.88 respectively. Results showed that artificial neural network with seven neurons in hidden layer had better performance in predicting soil cation exchange capacity than multivariate regression.

Keywords—Easily measurable characteristics, Feed-forward back propagation, Pedotransfer functions, CEC.

I. INTRODUCTION

THERE is an increasing demand for reliable large-scale soil data to meet the requirements of models for planning of land-use systems, characterization of soil pollution, and prediction of land degradation [19]. These models have been developed to improve the understanding of important soil processes and also to act as tools for evaluating agricultural and environmental problems. Consequently, simulation models are now regularly used in research and management [22]. As soil properties can be highly variable spatially and temporally, measuring these properties is both time consuming and expensive. As a result, the most difficult and expensive step towards the process of environmental modelling is the collection of data. The term pedotransfer function (PTF) was coined by Bouma [5] as translating data we have into what we need. The most readily available data come from soil survey, such as field morphology, texture, structure and pH. Pedotransfer functions add value to this basic information by

translating them into estimates of other more laborious and expensively determined soil properties. These functions fill the gap between the available soil data and the properties which are more useful or required for a particular model or quality assessment. Cation exchange capacity (CEC) is among the most important soil properties that is required in soil databases [17], and is used as an input in soil and environmental models [14].

Cation exchange capacity (CEC) is the amount of negative charge in soil that is available to bind positively charged ions (cations). Cation exchange capacity is used as a measure of fertility, nutrient retention capacity and the capacity to protect groundwater from cation contamination. Cation exchange capacity buffers fluctuations in nutrient availability and soil pH. Soil components known to contribute to CEC are clay and organic matter and to a lesser extent, silt [32]. Although CEC can be measured directly, its measurement is especially difficult and expensive in the Aridisols of Iran because of the large amounts of calcium carbonate [7] and gypsum [9]. Various PTFs have been developed to estimate CEC from basic physical and chemical soil properties [4,6,17,19]. In most of these models, CEC is assumed to be a linear function of soil organic matter and clay content [6,19]. Results show that greater than 50% of the variation in CEC could be explained by the variation in clay and organic C content for several New Jersey soils [8], for some Philippine soils [28], and for four soils in Mexico [4]. Only a small improvement was obtained by adding pH to the model for four Mexican soils [4]. In B horizons of a toposequence, the amount of fine clay was shown to explain a larger percent of the variation in CEC than the total clay content [38].

The two common methods used to develop PTFs are multiple-linear regression (MLR) method and ANN [29]. MLR analysis is generally used to find the relevant coefficients in the model equations. Often, however, models developed for one region may not give adequate estimates for a different region [37]. A recent approach to model PTFs is the use of artificial neural networks (ANNs) [31]. ANN offers a fundamentally different approach for modeling soil behavior. ANN is an oversimplified simulation of the human brain and composed of simple processing units referred to as neurons. It is able to learn and generalize from experimental data even if they are noisy and imperfect. This ability allows this computational system to learn constitutive relationships of materials directly from the result of experiments. Unlike conventional models, it needs no prior knowledge, or any constants and/or assumptions about the deformation characteristics of the geomaterials. Other powerful attributes

Ali Keshavarzi is with the University of Tehran, Department of Soil Science Engineering, P.O.Box: 4111, Karaj 3158777871, Iran (aliagric@gmail.com, alikeshavarzi@ut.ac.ir).

Fereydoon Sarmadian is with the University of Tehran, Department of Soil Science Engineering, P.O.Box: 4111, Karaj 3158777871, Iran (fsamad@ut.ac.ir).

of ANN models are their flexibility and adaptivity, which play an important role in material modeling. When a new set of experimental results cannot be reproduced by conventional models, a new constitutive model or a set of new constitutive equations needs to be developed. However, trained ANN models can be further trained with the new data set to gain the required additional information needed to reproduce the new experimental results. These features ascertain the ANN model to be an objective model that can truly represent natural neural connections among variables, rather than a subjective model, which assumes variables obeying a set of predefined relations [3]. In brief, a neural network consists of an input, a hidden, and an output layer all containing "nodes". The number of nodes in input (e.g. soil bulk density, soil particle size data and etc.) and output (different soil properties) layers corresponds to the number of input and output variables of the model [18]. A type of ANN known as multilayer perceptron (MLP), which uses a back-propagation training algorithm, is usually used for generating PTFs [1, 22,31,23]. This network uses neurons whose output is a function of a weighted sum of the inputs. The major advantage of neural networks over the two groups of PTFs described earlier is that they do not require a-priori concept of the relations between input and output data [31]. However, because of their greater feasibility, ANN models are generally expected to be superior to MLR models [1,23,29].

Many studies related to modeling various soil parameters using different types of PTFs has been conducted yet. Vos et al. [36] used 12 PTFs and Brazilian's database for prediction of bulk density. Their results showed that the separation of subsoil data from topsoil data did not increase the accuracy of prediction. Similarly, Heusher et al. [10] and Kaur et al. [13] reported that the soil texture and organic matter content were the main parameters for estimating of bulk density. Schaap et al. [31] developed some functions for estimation of the different parameters of van Genuchten, van Genuchten - moalem, and Gardner equations by means of ANNs. Their results showed that with increasing the number of input data, the accuracy of functions would enhance. Najafi and Givi [24] used the ANNs and PTFs methods for prediction of soil bulk density. They pointed out that the ANNs are able to predict the soil bulk density better than the PTFs. Amini et al. [1] estimated the cation exchange capacity in the central of Iran using soil organic matter and clay contents. They used the ANN and five experimental models that were on the basis of regression methods for their predictions. They showed that a neural network PTF with eight hidden neurons was able to predict CEC better than the regression PTFs. Also the ANN model significantly improved the accuracy of the prediction by up to 25%. They concluded that network models are in general more suitable for capturing the non-linearity of the relationship between variables. Jain and Kumar [11] indicated that the ANN technique can be successfully employed for the purpose of calibration of infiltration equations. They had also found that the ANNs are capable of performing very well in situations of limited data availability. In contrast Merdun et al. [20] pointed out that although the differences between regression and ANN models were not statistically significant, regression predicted point and parametric variables of soil

hydraulic parameters better than ANN. Hence, the present study was carried out with objective to comparison the efficiency of ANNs and multivariate regression for estimation of cation exchange capacity using some easily measurable soil parameters in Ziaran region.

II. MATERIALS AND METHODS

Study area: The study was carried out in Ziaran region, Qazvin province in Iran. The research commenced in 2008 and ended in 2009. The land investigated in the research is located between latitudes of 35°58' and 36°4' N and between longitudes of 50°24' and 50°27' E which has the area about 5121 hectares. The average, minimum and maximum heights points of Ziaran district are 1204, 1139 and 1269 meters from the sea level, respectively. Fig1. shows the study area in Qazvin province in Iran. The soil moisture and temperature regimes of the region by means of Newhall software are Weak Aridic and Thermic, respectively. Based on soil taxonomy [35], this region has soils in Entisols and Aridisols orders.

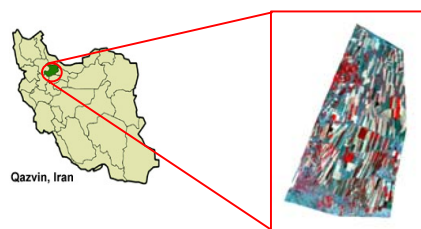


Fig. 1 Location of the study area

Data collection and soil sample analysis: After preliminary studies of topographic maps (1:25000), using GPS, studying location was appointed. 70 soil samples were collected from different horizons of 15 soil profiles located in Ziaran region in Qazvin Province. Measured soil parameters included texture (determined using Bouyoucos hydrometer method), Organic carbon (O.C) was determined using Walkley-Black method [25] and CEC (cation exchange capacity in $\text{cmol}^{\circ} \text{kg}^{-1}$ soil) determined by the method of Bower [33].

III. METHODS TO FIT PTFs

Multivariate regression: The most common method used in estimation PTFs is to employ multiple linear regressions. For example:

$$Y = aX_1 + bX_2 + cX_3 + \dots \quad (1)$$

Where: Y denotes depended variable, X_i ($i=1,2,\dots,n$) is independent variable, and a, b, ... are unknown coefficients of the model [29].

Artificial neural network: An artificial neural network is a highly interconnected network of many simple processing units called neurons, which are analogous to the biological neurons in the human brain. Neurons having similar characteristics in an ANN are arranged in groups called layers. The neurons in one layer are connected to those in the adjacent layers, but not to those in the same layer. The strength of connection between the two neurons in adjacent layers is represented by what is known as a 'connection strength' or 'weight'. An ANN normally consists of three

layers, an input layer, a hidden layer, and an output layer. In a feed forward network, the weighted connections feed activations only in the forward direction from an input layer to the output layer [29]. On the other hand, in a recurrent network additional weighted connections are used to feed previous activations back into the network. The structure of a feed-forward ANN is shown in Figure 2. This ANN is a popular neural network which known as the back propagation algorithm introduced by Karaca and Ozkaya [12]. This ANN had k input and one output parameters. They used this ANN for accurate modeling of the leachate flow-rate. They also reported that the input parameters, number of neurons at the hidden and output layer should be determined according to currently gathered data. Moreover, an important step in developing an ANN model is the training of its weight matrix. The weights are initialized randomly between suitable ranges, and then updated using certain training mechanism [22,27,31]. In this study, the training process was performed by NeuroSolutions 5, which includes a number of training algorithms including the back propagation training algorithm. This is a gradient descent algorithm that has been used successfully and extensively in training feed forward neural networks.

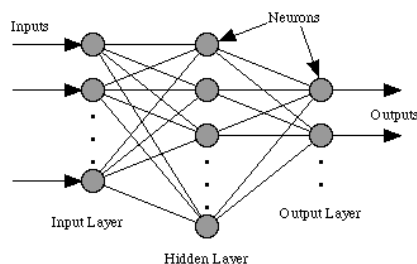


Fig. 2 Structure of feed-forward ANN

Performance criteria: The performance of the models was evaluated by a set of test data using the root mean square error (RMSE) and the coefficient of determination between predicted and measured values. The RMSE is a measure of accuracy and reliability for calibration and test data sets [39] and is defined as:

$$RMSE = \sqrt{\frac{1}{n} \sum_{k=1}^n (z_o - z_p)^2} \quad (2)$$

Where: Z_o is observed value, Z_p is predicted value, n is number of samples.

IV. RESULTS AND DISCUSSION

Data summary statistics: Data summary of train and test are presented in Tables I and II, respectively. Data subdivided into two sets: 20% of the data for testing and the remaining 80% of the data were used for training or calibrating. Some soil parameters including clay and organic carbon were input data for prediction of CEC. However, clay and organic carbon were considered as inputs for prediction of cation exchange capacity. Amini et al. [1] stated that CEC has high correlation with these inputs. They found that inputs like sand and silt can not improve accuracy of prediction of CEC.

Simple linear correlation coefficients (r) between CEC and independent variables were also calculated (Table III). As Table III illustrates correlations between O.C and CEC and between clay and CEC were positive and highly significant. For example the correlation coefficients between CEC and clay content ($r = 0.92^{**}$) is more than between CEC and O.C content ($r = 0.56^*$). Positive correlation between CEC, O.C and clay content is related to existence of negative charges on these properties [4,17,26]. However with regarding to these correlation coefficients, both of them are suitable for developing PTFs for prediction of CEC in soils of Ziaran region. Hence with respecting to Table III, multivariate regression equation was developed for studied parameters using SPSS 15 software. We selected only regression model that had a coefficient of determination (R^2), greater than 0.5 [1,16]. This equation was expressed as:

$$CEC = 10.644 + 0.198Clay + 1.372O.C, \quad R^2 = 0.88 \quad (3)$$

TABLE I

STATISTICS OF TRAINING DATA SET FOR CATION EXCHANGE CAPACITY

Training set	Soil parameter	Min	Max	Mean	Std
	CEC (Cmol ⁺ Kg ⁻¹)	7.42	20.45	15.87	2.64
	Clay (%)	3.20	56.80	23.85	12.05
	O.C (%)	0.04	1.10	0.36	0.23

TABLE II

STATISTICS OF TESTING DATA SET FOR CATION EXCHANGE CAPACITY

Testing set	Soil parameter	Min	Max	Mean	Std
	CEC (Cmol ⁺ Kg ⁻¹)	11.10	19.69	16.02	2.21
	Clay (%)	7.20	48.00	23.79	11.79
	O.C (%)	0.09	0.76	0.32	0.20

TABLE III

SIMPLE LINEAR CORRELATION COEFFICIENTS (R) BETWEEN CEC AND INDEPENDENT VARIABLES

	CEC (Cmol ⁺ Kg ⁻¹)	Clay (%)	O.C (%)
CEC (Cmol ⁺ Kg ⁻¹)	1		
Clay (%)	0.92 ^{**}	1	
O.C (%)	0.56 [*]	0.22 [*]	1

* Correlation is significant at the 0.05 level
 ** Correlation is significant at the 0.01 level

Developing PTFs using multivariate regression and artificial neural network: After determining of eq. (3), performance of multivariate regression was developed for test data set. Coefficient of determination (R^2) and RMSE have been obtained 0.88 and 0.65 respectively. Sarmadian et al. [29] also observed high correlation coefficient in their results ($r = 0.78$). For predicting the soil CEC by means of artificial neural networks, the input data were similar to those used for multivariate linear regression. In the present study for

predicting soil properties we did not increase the input data for constructing artificial neural network. Because according to findings of Lake et al. [16] and Amini et al. [1] increasing the number of inputs will decrease the accuracy of the estimations. For example for predicting a soil characteristics if just one types of the input data have low correlation coefficients with output data, the accuracy of the model will automatically decrease. The input data in this model were consisted of the percentages of clay and organic carbon. After determination the complexes of training and testing data, in the next step the various models of neural network having one hidden layer and 1-10 neurons in this layer were made. Then, the optimum structures of network by means of coefficient of determination and RMSE criteria were determined. The RMSE values for various numbers of neurons related to studied soil parameter are presented in the Figure 3. As shown in this Figure, the minimum level of RMSE for CEC is related to the network having seven neurons in the hidden layer. Also, with regarding to this figure can be realize that with increasing the number of neurons, the efficiency of models will decrease and hence, the best efficiency is related to the networks having optimum numbers of neurons.

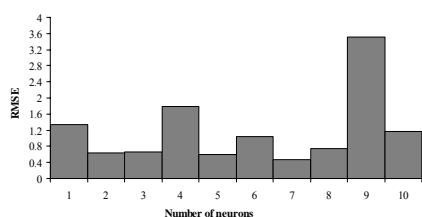


Fig. 3 RMSE values for 1-10 neurons in hidden layer (cation exchange capacity)

The levels of RMSE and R^2 for CEC were 0.47 and 0.94 respectively. In addition, the levels of coefficient of determination and RMSE derived by artificial neural network for studied soil parameter had higher values than those derived by multivariate linear regression (Table IV) which is in line with the work done by Amini et al. [1], Tamari et al. [34], Minasny and McBratney [22], Schaap et al. [31] and Sarmadian et al. [29]. Amini et al. [1] found that the neural network-based models provided more reliable predictions than the regression-based PTFs. Schaap et al. [31] confirmed applicability of ANNs and concluded that accuracy of these models depend on number of inputs. Koekkoek and Booltink [15] found that ANN performed slightly better, but the differences were not significant. The network models for CEC were more suitable for capturing the non-linearity of the relationship between variables. One of the advantages of neural networks compared to traditional regression PTFs is that they do not require a priori regression model, which relates input and output data and in general is difficult because these models are not known [30].

TABLE IV
 CALCULATED STATISTICAL PARAMETERS IN TEST STAGE FOR DIFFERENT METHODS BASED ON PEDOTRANSFER FUNCTIONS

Statistical parameters	Multivariate linear regression	Artificial neural network
RMSE	0.65	0.47
R^2	0.88	0.94

The scatter plot of the measured against predicted CEC for the test data set are given in figure 4 for the ANN model which we identified as being the best model for predicting soil parameter. So that according to this diagram, the best fitted line has the angle of near to 45° that shows the high accuracy of estimation by the neural network model.

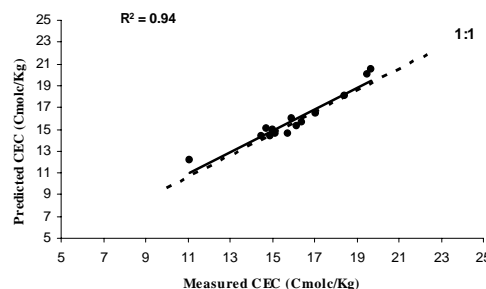


Fig. 4 The scatter plot of the measured versus predicted CEC

The reason of this superior efficiency of ANNs models compare with the basic regression equations is probably because; the PTFs that have derived from various areas have the different efficiencies. On the other hand, according to the hypothesis of Schaap et al. [31], for designing of a neural network we do not need to a special equation. They also believe that with creation a suitable equation between input and output data we are able to achieve to the best results. Also, due to the occurring of nonlinear equations between dependent variables and predicting variables, the neural network have the better efficiency compared with the basic regression equations. Pachepsky et al. [27] investigated the accuracy of artificial neural network and analyzed the regression method using correlation coefficient and the root mean square error. They reported that the neural network is able to predict the easily measurable soil parameters with more accuracy and less error. The similar results have reported by the Tamari et al. [34] as well. They found that using artificial neural network leads to less RMSE values than the multivariable linear regression. They also reported that the neural network has not better efficiency than linear regression models in occasion of high stability of data. However, the high accuracy of data leads to more efficiency of neural network and also, shows the proper selection of testing and training data. Analysis of the ANN parameters suggested that more input variables were necessary to improve the prediction of soil parameters [21,34].

V. CONCLUSION

In this study, multivariate linear regression and neural network model (feed-forward back-propagation network) were employed to develop a pedotransfer function for predicting soil cation exchange capacity by using available soil properties. This network consisted of one hidden layer, a sigmoid activation function in hidden layer, and a linear activation function in output layer and Levenberg-Marquardt training algorithm used due to efficiency, simplicity and high speed. For predicting the soil property by means of PTFs, the input data consisted of the percentages of clay and organic carbon for CEC. The performance of the multivariate linear regression and neural network model was evaluated using a test data set. Results showed that artificial neural network with seven neurons in hidden layer had better performance in predicting soil CEC than multivariate regression. The network model for this parameter was more suitable for capturing the non-linearity of the relationship between variables. ANN can model non-linear functions and have been shown to perform better than linear regression. With regarding to the evaluation criteria, the results of this study revealed that the artificial neural networks had superiority to the basic regression equations for prediction of mentioned soil parameter. This is a crucial result because, since ANN-PTFs formed from local data produce more accurate predictions than those built from data spread from a wider area, the concept of data conservation becomes a critical factor in ANN-PTF construction [2]. However, due to difficulties of direct measurement of soil parameters, we recommend using of neuro-fuzzy models in the future studies for obtaining the logical equations of other soil parameters, especially soil hydraulic properties, in each area.

ACKNOWLEDGMENT

The financial support provided by the University of Tehran, Iran, is gratefully acknowledged.

REFERENCES

- [1] M. Amini, K.C. Abbaspour, H. Khademi, N. Fathianpour, M. Afyuni and R. Schulin, "Neural network models to predict cation exchange capacity in arid regions of Iran", *Eur. J. Soil Sci.*, Vol. 53, pp 748-757, 2005.
- [2] L. Baker and D. Ellison, "Optimisation of pedotransfer functions using an artificial neural network ensemble method", *Geoderma*, Vol.144, pp 212-224, 2008.
- [3] M. Banimahd, S.S. Yasrobi and P.K. Woodward, "Artificial neural network for stress-strain behavior of sandy soils: Knowledge based verification", *Comput. Geotech.*, Vol. 32, pp 377-386, 2005.
- [4] M.A. Bell and J. Van keulen, "Soil pedotransfer functions for four Mexican soils", *Soil Sci Soc. Am. J.*, Vol. 59, pp 865-871, 1995.
- [5] J. Bouma, "Using soil survey data for quantitative land evaluation", *Advances in Soil Science.*, Vol. 9, pp 177-213, 1989.
- [6] A. Breeuwsma, J.H.M. Wosten, J.J. Vleeshouwer, A.M. Van slobbe and J. Bouma, "Derivation of land qualities to assess environmental problems from soil surveys", *Soil Sci Soc. Am. J.*, Vol. 50, pp 186-190, 1986.
- [7] O. Carpena, A. Lux and K. vahtras, "Determination of exchangeable calcareous soils". *Soil Sci.*, Vol. 33, pp 194-199, 1972.
- [8] E.H. Drake and H.L. Motto, "An analysis of the effect of clay and organic matter content on the cation exchange capacity of New Jersey soils". *Soil. Sci.*, Vol. 133, pp 281-288, 1982.
- [9] M.J. Fernando, R.G. Burau and K. Arulananandam, "A new approach to determination of cation exchange capacity", *Soil Sci.Amer. J.*, Vol. 41, pp 818-820, 1977.
- [10] S.A. Heuscher, C.C. Brandt and P.M. Jardin, "Using soil physical and chemical properties to estimate bulk density", *Soil Sci. Soc. Am. J.*, Vol. 69, pp 51-56, 2005.
- [11] A. Jain and A. Kumar, "An evaluation of artificial neural network technique for the determination of infiltration model parameters", *Appl. Soft Comput.*, Vol. 6, pp 272-282, 2006.
- [12] F. Karaca and B. Ozkaya, "NN-LEAP: A neural network-based model for controlling leachate flow-rate in a municipal solid waste landfill site", *Environ. Modell. Software.*, Vol. 21, pp 1190-1197, 2006.
- [13] R. Kaur, S. Kumar and H.P. Gurung, "A pedotransfer function soil data and its comparison with existing PTFs", *Aust. J. Soil Res.*, Vol. 40, pp 847- 857, 2002.
- [14] A. Keller, B. Von Steiger, S.T. Vander Zee and R. Schulin, "A stochastic empirical model for regional heavy metal balances in agroecosystems". *Journal of Environmental Quality.*, Vol. 30, pp 1976-1989, 2001.
- [15] E.J.W. Koekkoek and H. Boutilink, "Neural network models to predict soil water retention", *Eur. J. Soil Sci.*, Vol. 50, pp 489-495, 1999.
- [16] H.R. Lake, A. Akbarzadeh and R. Taghizadeh Mehrjardi, "Development of pedotransfer functions (PTFs) to predict soil physico-chemical and hydrological characteristics in southern coastal zones of the Caspian Sea", *Journal of Ecology and the Natural Environment.*, Vol. 1, No.7, pp 160-172, 2009.
- [17] L.A. Manrique, C.A. Jones and P.T. Dyke, "Predicting cation exchange capacity from soil physical and chemical properties", *Soil Science Society of America Journal.*, Vol. 50, pp 787-794, 1991.
- [18] C. Manyame, C.L. Morgan, J.L. Heilman, D. Fatondji, B. Gerard and W.A. Payne, "Modeling hydraulic properties of sandy soils of Niger using pedotransfer functions", *Geoderma.*, Vol. 141, pp 407-415, 2007.
- [19] A.B. McBratney, B. Minasny, S.R. Cattle and R.W. Vervoort, "From pedotransfer function to soil inference system", *Geoderma.*, Vol. 109, pp 41-73, 2002.
- [20] H. Merdun, O. Cinar, R. Meral and M. Apan, "Comparison of artificial neural network and regression pedotransfer functions for prediction of soil water retention and saturated hydraulic conductivity", *Soil Till.Res.*, Vol. 90, pp 108-116, 2006.
- [21] A. Mermoud and D. Xu, "Comparative analysis of three methods to generate soil hydraulic functions", *Soil Till. Res.*, Vol. 87, pp 89-100, 2006.
- [22] B. Minasny and A.B. McBratney, "The neuro-m methods for fitting neural network parametric pedotransfer functions", *Soil Sci. Soc. Am. J.*, Vol. 66, pp 352-361, 2002.
- [23] B. Minasny, A.B. McBratney and K.L. Bristow, "Comparison of different approaches to the development of pedotransfer functions for water retention curves", *Geoderma.*, Vol. 93, pp 225- 253, 1999.
- [24] M. Najafi and J. Givi, "Evaluation of prediction of bulk density by artificial neural network and PTFs", 10th Iranian Soil Science Congress, Karaj., pp 680-681, 2006.
- [25] D.W. Nelson and L.E. Sommers, "Total carbon, organic carbon, and organic matter". In: A.L. Page, R.H. Miller and D.R. Keeney (Eds.), *Methods of Soil Analysis. Part II*, 2nd ed. American Society of Agronomy, Madison, WI, USA, pp: 539-580, 1982.
- [26] F. Noorbakhsh, A. Jalalian and H. Shariatmadari, "Prediction of cation exchange capacity with using some soil properties", *Iranian Journal of Science and Technology of Agriculture and Natural Resources.*, Vol. 3, pp 107-117, 2005.
- [27] Y.A. Pachepsky, D. Timlin and G. Varallyay, "Artificial neural networks to estimate soil water retention from easily measurable data", *Soil Sci. Soc. Am. J.*, Vol. 60, pp 727-733, 1996.
- [28] K.L. Sahrawat, "An analysis of the contribution of organic matter and clay to cation exchange capacity of some Philippine soils", *Commun. Soil Sci. Plant Anal.*, Vol.14, pp 803-809, 1983.
- [29] F. Sarmadian, R. Taghizadeh Mehrjardi and A. Akbarzadeh, "Modeling of some soil properties using artificial neural network and multivariate regression in Gorgan province, north of Iran", *Australian J. of Basic and Applied Sci.*, Vol. 3, No. 1, pp 323-329, 2009.
- [30] M.G. Schaap and F.J. Leij, "Using neural networks to predict soil water retention and soil hydraulic conductivity", *Soil Till. Res.*, Vol. 47, pp 37-42, 1998.

- [31] M.G. Schaap, F.J. Leij and M.Th. Van Genuchten, "Neural network analysis for hierarchical prediction of soil hydraulic properties", *Soil Sci. Soc. Am. J.*, Vol. 62, pp 847-855, 1998.
- [32] C.A. Seybold, R.B. Grossman and T.G. Reinsch, "Predicting Cation Exchange Capacity for soil survey using linear models", *Soil Sci. Soc. Am. J.*, Vol. 69, pp 856-863, 2005.
- [33] D.L. Sparks, A.L. Page, P.A. Helmke, R.H. Leoppert, P.N. Soltanpour, M.A. Tabatabai, G.T. Johnston and M.E. Summer, "Methods of soil analysis", *Soil Sci. Soc. of Am. Madison, Wisconsin*, 1996.
- [34] S. Tamari, J.H.M. Wosten and J.C. Ruiz-Suarez, "Testing an artificial neural network for predicting soil hydraulic conductivity", *Soil Sci. Soc. Am. J.*, Vol. 60, pp 1732-1741, 1996.
- [35] USDA, "Soil Survey Staff, Keys to Soil Taxonomy", 11th edition, 2010.
- [36] B.D. Vos, M.V. Meirvenne, P. Quataert, J. Deckers and B. Muys, "Predictive quality of pedotransfer functions for estimating bulk density of forest soils", *Soil Sci. Soc. Am. J.*, Vol. 69, pp 500-510, 2005.
- [37] B. Wagner, V.R. Tarnawski, V. Hennings, U. Muller, G. Wessolek and R. Plagge, "Evaluation of pedo-transfer functions for unsaturated soil hydraulic conductivity using an independent data set", *Geoderma.*, Vol.102, pp 275-279, 2001.
- [38] L.P. Wilding and E.M. Rutledge, "Cation exchange capacity as a function of organic matter, total clay, and various clay fractions in a soil toposequence", *Soil Sci. Soc. Am. Proc.*, Vol. 30, pp 782-785, 1966.
- [39] J.H.M. Wösten, A. Lilly, A. Nemes and C. Le Bas, "Development and use of a database of hydraulic properties of European soils", *Geoderma.*, Vol. 90, pp 169-185, 1999.

Ali Keshavarzi was born in Kermanshah, Iran, in 1985. He received the B.Sc. and M.Sc. degrees, both in soil science engineering, from University of Tehran, Karaj, Iran, in 2007 and 2009, respectively. He is currently Research Scholar and Ph.D. student of Soil Science Engineering, Department of Soil Science Engineering, University of Tehran, Karaj, Iran. His areas of interest include evaluation of land resources, spatial modeling, artificial neural network and fuzzy logic applications in soil science.

Fereydoon Sarmadian was born in Saveh, Iran, in 1955. He received the B.Sc., M.Sc. and Ph.D. degrees in soil science engineering, from University of Tehran, Karaj, Iran, in 1977, 1988 and 1998, respectively. He is currently associate professor in Department of Soil Science Engineering, University of Tehran, Karaj, Iran. His areas of interest include land evaluation, spatial modeling, GIS and Remote Sensing applications in soil science.