

Microwave Plasma Dry Reforming of Methane at High CO₂/CH₄ Feed Ratio

Nabil Majd Alawi, Gia Hung Pham, Ahmed Barifcani

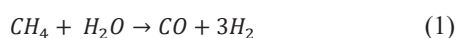
Abstract—Dry reforming of methane that converts two greenhouse gases (CH₄ and CO₂) to synthesis gas (a mixture of H₂ and CO) was studied in a commercial bench scale microwave (MW) plasma reactor system at atmospheric pressure. The CO₂, CH₄ and N₂ conversions; H₂, CO selectivities and yields, and syngas ratio (H₂/CO) were investigated in a wide range of total feed flow rate (0.45 – 2.1 L/min), MW power (700 – 1200 watt) and CO₂/CH₄ molar ratio (2 – 5). At the feed flow rates of CH₄, CO₂ and N₂ of 0.2, 0.4 and 1.5 L/min respectively, and the MWs input power of 700 W, the highest conversions of CH₄ and CO₂, selectivity and yield of H₂, CO and H₂/CO ratio of 79.35%, 44.82%, 50.12, 58.42, 39.77%, 32.89%, and 0.86, respectively, were achieved. The results of this work show that the product ratio increases slightly with the increasing total feed flow rate, but it decreases significantly with the increasing MW power and feeds CO₂/CH₄ ratio.

Keywords—Atmospheric pressure, methane dry reforming, microwave plasma, synthesis gas production.

I. INTRODUCTION

CURRENTLY, the demand for the development of alternative, clean energy and the reduction of greenhouse gas emissions (CO₂ and CH₄) are becoming urgent to reduce the risk of global warming and climate change. It is therefore necessary to find modern and cost-effective technologies to convert these undesirable gases to valuable products such as synthesis gas [1]. Synthesis gas (syngas) is an important intermediate for the production of synthetic fuels and value-added chemicals through Fischer-Tropsch Synthesis (FTS) [2]. There are different methane reforming processes used to produce syngas as summarised below [3]-[5]:

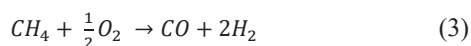
Steam Reforming of Methane (SRM):



Dry Reforming of Methane (DRM):



Partial Oxidation of Methane (POM):



SRM produces a syngas with the high ratio of H₂/CO.

Nabil Majd Alawi is a PhD student at Department of Chemical Engineering, Curtin University, Perth, WA, Australia and he is with Petroleum Technology Department, University of Technology, Baghdad, Iraq (e-mail: n.alawi@postgrad.curtin.edu.au).

However, POM has attracted more interest than SRM, due to its mild exothermicity and a perfect H₂/CO ratio of 2, and a desirable ratio for Fischer-Tropsch (F-T) synthesis. DRM is environmentally favourable and promising way to produce syngas from CO₂ and CH₄ [6], [7]. Dry reforming of methane yields a lower syngas ratio (H₂/CO=1), which is suitable for the synthesis of oxygenated chemicals, hydrocarbons and liquid fuels from (F-T) process [7].

Plasma is considered to be the fourth state of matter, consisting of the highly reactive species such as electrons, ions, radicals and neutral particles [8]. Two main methods are used to convert chemical to plasma state and they are non-thermal (cold) such as dielectric barrier discharge (DBD), corona discharge (CD), atmospheric pressure glow discharge (APGD), gliding arc discharge (GAD), MW discharge (MWD) and thermal (hot) plasma discharge such as direct current heating [9]. The non-thermal plasma discharge processes offer some important advantages as they are cheap and easy to build at any scale for research and production [10].

In order to improve the product H₂/CO ratio in plasma DRM process, the reducing of feed ratio CO₂/CH₄ was studied [11]-[13]. Unfortunately, carbon formation during the reaction at the feed ratio ≤ 2 leads to an instability of the plasma. As a consequence, the study of the plasma DRM is very complicated and has some unavoidable errors.

In this paper, the effects of input parameters (the total feed gas flow rate, the microwave power, the ratio of CO₂/CH₄) on the performance of processes such as conversions of CH₄, CO₂ and N₂, the product selectivities and yields of H₂ and CO, and H₂/CO ratio, respectively were investigated under microwave plasma at atmospheric pressure. The results could be important information for closing the knowledge gap of plasma stability, plasma condition and side reactions in complex microwave plasma DRM reaction zone.

II. EXPERIMENTAL

The schematic diagram of the experimental set-up is shown in Fig. 1; MW plasma system fundamentally consists of gas cylinders, mass flow controllers, gas mixer, feed gas system, plasma reactor, MW generator, and gas chromatographic (GC-MSD and GC-TCD) analysis system. A commercial MW reactor system (Alter, SM 1150T, Canada) was used in this

Gia Hung Pham is with Department of Chemical Engineering, Curtin University, Perth, WA, Australia (corresponding author, e-mail: g.pham@exchange.curtin.edu.au).

Ahmed Barifcani is with Department of Chemical Engineering, Curtin University, Perth, WA, Australia (e-mail: a.barifcani@curtin.edu.au).

study. The three gases CH₄ (99.99%), CO₂ (99.99%) and N₂ (99.99%) were controlled by a mass flow controller and sent into the gas mixer prior entering the plasma zone. All experiments were performed at atmospheric pressure. The quartz reactor has a size of 1.68 mm wall thickness, 25.5 mm outer diameter and length of 126 mm. The feed and product gas samples were collected and analyzed by the GC/MSD. Each measurement was repeated three times for the data accuracy improvement purpose. The experimental conditions are presented in Table I. The calculations of H₂/CO ratio are presented by:

$$CH_4 \% Conversion = \frac{\text{moles of } CH_4 \text{ converted}}{\text{moles of } CH_4 \text{ introduced}} \times 100 \quad (4)$$

$$CO_2 \% Conversion = \frac{\text{moles of } CO_2 \text{ converted}}{\text{moles of } CO_2 \text{ introduced}} \times 100 \quad (5)$$

$$H_2 \% Selectivity = \frac{\text{moles of } H_2 \text{ produced}}{2 \times \text{moles of } CH_4 \text{ converted}} \times 100 \quad (6)$$

$$CO \% Selectivity = \frac{\text{moles of } CO \text{ produced}}{[\text{moles of } CH_4 + \text{moles of } CO_2] \text{ converted}} \times 100 \quad (7)$$

$$H_2 \% Yield = \frac{\text{moles of } H_2 \text{ produced}}{2 \times \text{moles of } CH_4 \text{ introduced}} \times 100 \quad (8)$$

$$CO \% Yield = \frac{\text{moles of } CO \text{ produced}}{[\text{moles of } CH_4 + \text{moles of } CO_2] \text{ introduced}} \times 100 \quad (9)$$

$$\frac{H_2}{CO} \text{ Ratio} = \frac{\text{moles of } H_2 \text{ produced}}{\text{mole of } CO \text{ produced}} \quad (10)$$

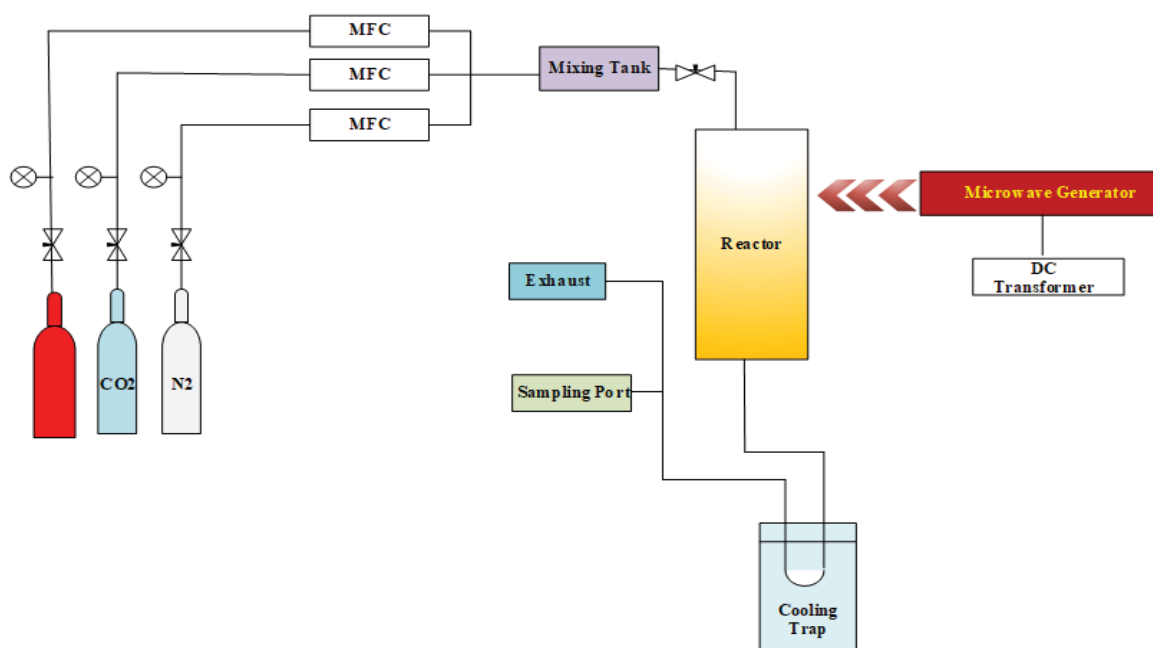


Fig. 1 Schematics Diagram of the experimental process

TABLE I
EXPERIMENTAL CONDITIONS FOR DRM

Experimental Approach	Flow Rate [Lmin ⁻¹]			Total feed flow Rate [L min ⁻¹]	CO ₂ /CH ₄ Ratio	MW Power [W]
	CO ₂	CH ₄	N ₂			
Effect of Total Flow Rate	0.1	0.05	0.3	0.45	2/1	700
	0.15	0.075	0.5	0.725		
	0.2	0.1	0.7	1		
	0.25	0.125	0.9	1.275		
	0.3	0.15	1.1	1.55		
	0.35	0.175	1.3	1.825		
Effect of MW Power	0.4	0.2	1.5	2.1	2/1	700
						800
						900
						1000
						1100
						1200
Effect of CO ₂ /CH ₄ Ratio	0.4	0.2	1.5	2.1	2/1	700
	0.5			2.2	2.5/1	
	0.6			2.3	3/1	
	0.7			2.4	3.5/1	
	0.8			2.5	4/1	
	0.9			2.6	4.5/1	
	1	2.7	5/1			

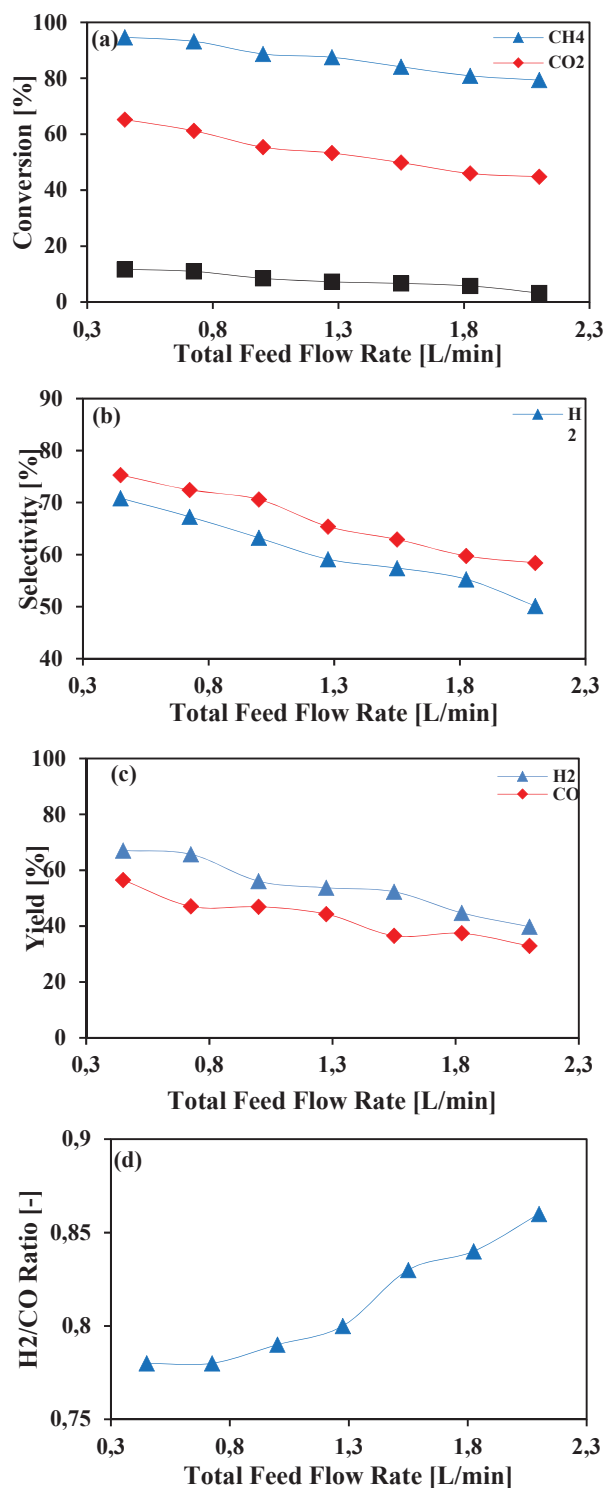


Fig. 2 Effect of Total Gas Feed Flow Rate on the Performance MW Plasma Dry Reforming Reaction; (a) CH₄, CO₂ and N₂ Conversions; (b) Selectivity of H₂ and CO; (c) Yield of H₂ and CO; and (d) H₂/CO Ratio (CO₂/CH₄: 2/1; input MW Power: 700 W)

III. RESULTS AND DISCUSSIONS

A. Effect of Total Feed Flow Rate

The influence of the feed gas mixture flow rates on the conversion of CH₄, CO₂ and N₂, selectivities and yields of H₂

and CO, and H₂/CO ratio under MW plasma discharge were determined at constant molar ratio CH₄/CO₂ of 2/1 and the input MW power of 700 W at atmospheric pressure, as shown in Figs. 2 (a)-(d). It can be seen from It can be seen from Figs. 2 (a)-(c) that the conversions of CH₄, CO₂ and N₂, selectivities and yields of H₂ and CO slightly decreased with increasing total flow rates while, the H₂/CO ratio reveal opposite trends and increased slightly with increasing the feed flow rates, as shown in Fig. 2 (d). The CO₂ and CH₄ are very stable species, so that they need to absorb enough energy to form plasma. As a result, the shorter MW absorption time the less CO₂ and CH₄ reacted [14].

B. Effect of MW Power

The input power is one of the most important factors influencing the reaction were used for this experiment. The input microwave power was used as a function of the conversions of CH₄, CO₂ and N₂; the selectivity and yield of H₂, CO, and the H₂/CO ratio under experimental conditions such as the CO₂/CH₄ molar ratio of 2/1, and the CH₄, CO₂, and N₂ flow rates of 0.2, 0.4 and 1.5 L/min respectively, as shown in Figures 3 (a)-(d). Experiments were performed in wide range of input power from 700 to 1200 W to get better understanding of the effect of input power on the conversions of CH₄, CO₂ and N₂, the selectivities and yields of H₂, CO and the molar ratio of H₂/CO.

The CH₄, CO₂ and N₂ conversions, the CO selectivity and yield increased, while the selectivity and yield of H₂ and the ratio of H₂/CO decreased with increasing the input power, as shown in Figs. 3 (a)-(d). The increase of input MW power could provide more energy to dissociate the CH₄ and CO₂ molecules and then lead to cause cracking of molecules deeply of CH₄ and CO₂. At high MW power a side reaction, which consumes H₂ ($H_2 + CO_2 \rightarrow H_2O + CO$), occurs and provides enough energy to activate CO₂ to form CO. As a consequence, the product ratio H₂/CO decreases with the increasing MW power [15].

C. Effect of CO₂/CH₄ Ratio

For better understanding of the feed composition on the reaction, test series with varying the molar ratio of carbon dioxide to methane from 2/1 to 5/1 in the feed gas at MW power of 700 W were performed. The conversions to CH₄, N₂ and selectivity to CO escalated when increasing CO₂/CH₄ ratio, as shown in Figs. 4 (a) and (b). Conversely, the increase of CO₂/CH₄ ratio leads to decreasing the conversion of CO₂, which leads to the selectivity of H₂, the yields of H₂, CO and H₂/CO ratio. The induction of high amount of CO₂ in the reactor resulted in larger amount of carbon atoms, which are cracked by electron collision. These radicals are then reacts with oxygen atoms to form carbon mono oxide ($C + O \rightarrow CO$) while the hydrogen is low because of the formation of water as a consequence of the reaction of hydrogen atoms with oxygen atoms ($H_2 + O \rightarrow H_2O$). So, the selectivity and yield of H₂, CO and the H₂/CO ratio significantly decreased when the CO₂ content in the gas mixture increased, as shown in Figs. 4 (a)-(d) [16].

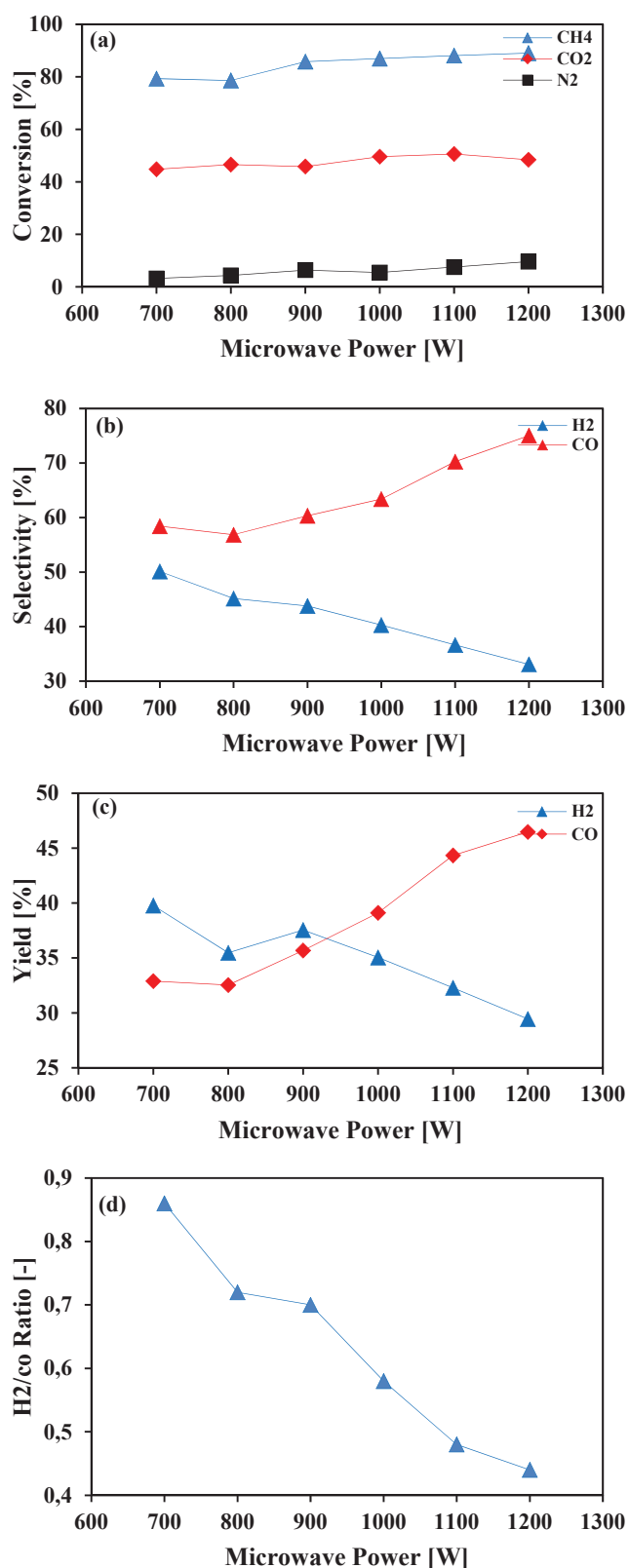


Fig. 3 Effect of Input MW Power on the Performance MW Plasma Dry Reforming Reaction; (a) CH₄, CO₂ and N₂ Conversions; (b) Selectivity of H₂ and CO; (c) Yield of H₂ and CO; and (d) H₂/CO Ratio (CO₂/CH₄: 2/1; the feed gas rate at 2.1 L min⁻¹)

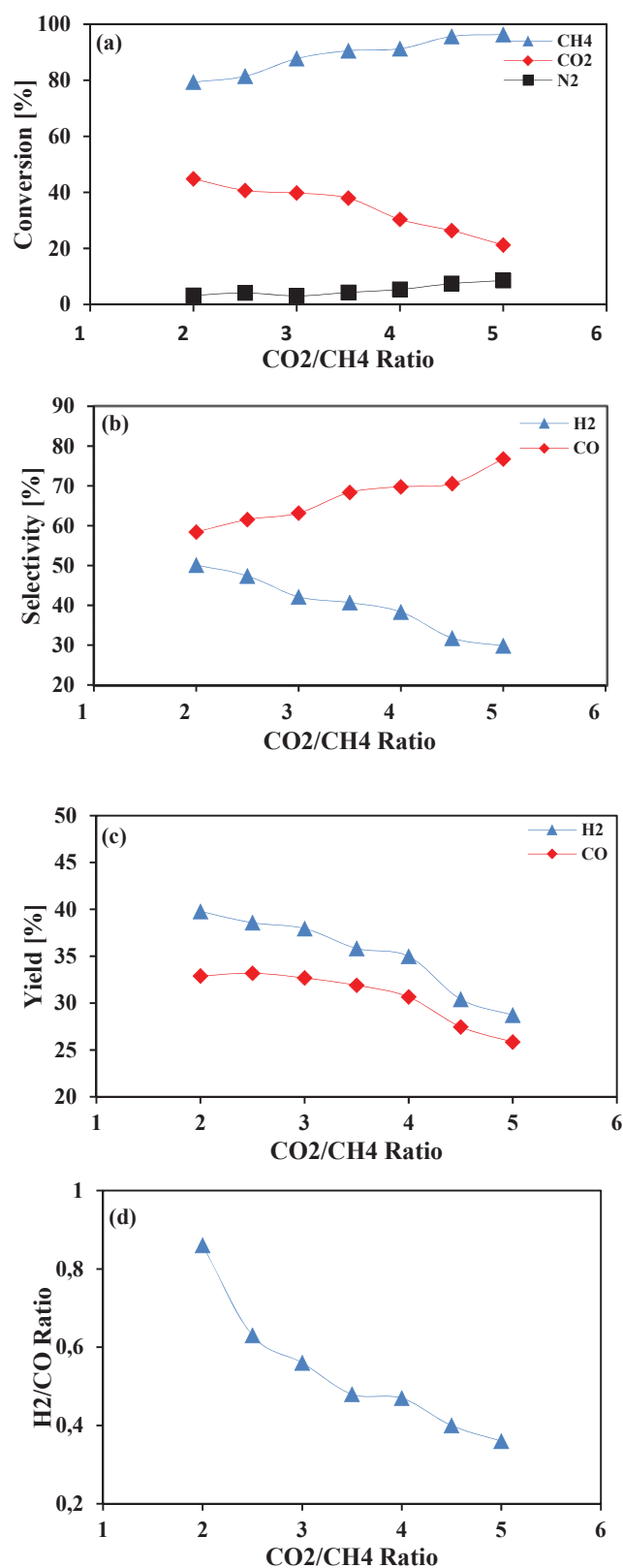


Fig. 4 Effect of CO₂/CH₄ Ratio on the Performance MW Plasma Dry Reforming Reaction; (a) CH₄, CO₂ and N₂ Conversions; (b) Selectivities of H₂ and CO; (c) Yield of H₂ and CO; and (d) H₂/CO Ratio (input MW power: 700 W)

IV. CONCLUSIONS

In this work, nitrogen-plasma dry methane reforming was investigated for MW reactor at atmospheric pressure. The effects of different reaction conditions such as total feed flow rate, MW power and CO₂/CH₄ molar ratio on the conversions of CH₄, CO₂ and N₂, selectivities and yields of H₂, CO, and H₂/CO ratio were demonstrated. The total reactant flow rate slightly affects the conversions of CH₄, CO₂ and N₂, the selectivities and yields of H₂ and CO. Meanwhile, the H₂/CO ratio was sharply increased with increasing the total feed flow rate from 0.45 to 2.1 L/min at 700 W and CO₂/CH₄ of 2/1. The study also found that the MW power significantly affects the CH₄, CO₂ and N₂ conversions, the selectivity and yield of CO. On the other hand, the MW has a negative effect on the H₂, CO selectivity and yield, and the H₂/CO ratio. The CO₂/CH₄ molar ratio increased from 2/1 to 5/1 at 700 W, the conversion of CH₄, N₂ and the selectivity of CO increased rapidly, while the conversion of CO₂, the selectivity of H₂, the yield of H₂ and CO, and the ratio of H₂/CO exhibited an opposite behaviour.

ACKNOWLEDGMENTS

The first author would like to gratefully acknowledge the Ministry of Higher Education & Scientific Research in Iraq for their sponsorship for his PhD study at Curtin University

REFERENCES

- [1] Tu, X. and J.C. Whitehead, *Plasma dry reforming of methane in an atmospheric pressure AC gliding arc discharge: co-generation of syngas and carbon nanomaterials*. International journal of hydrogen energy, 2014. 39(18): p. 9658-9669.
- [2] Rostrup-Nielsen, J.R., *New aspects of syngas production and use*. Catalysis today, 2000. 63(2): p. 159-164.
- [3] Rowshanzamir, S. and M. Eikani, *Autothermal reforming of methane to synthesis gas: Modeling and simulation*. International journal of hydrogen energy, 2009. 34(3): p. 1292-1300.
- [4] Angeli, S.D., et al., *State-of-the-art catalysts for CH₄ steam reforming at low temperature*. International journal of hydrogen energy, 2014. 39(5): p. 1979-1997.
- [5] Centi, G., E.A. Quadrelli, and S. Perathoner, *Catalysis for CO₂ conversion: a key technology for rapid introduction of renewable energy in the value chain of chemical industries*. Energy & Environmental Science, 2013. 6(6): p. 1711-1731.
- [6] Özdemir, H., M.F. Öksüzömer, and M.A. Gürkaynak, *Preparation and characterization of Ni based catalysts for the catalytic partial oxidation of methane: Effect of support basicity on H₂/CO ratio and carbon deposition*. International journal of hydrogen energy, 2010. 35(22): p. 12147-12160.
- [7] Pacheco, J., et al., *Greenhouse gas treatment and H₂ production, by warm plasma reforming*. International journal of hydrogen energy, 2015. 40(48): p. 17165-17171.
- [8] Jiang, B., et al., *Review on electrical discharge plasma technology for wastewater remediation*. Chemical Engineering Journal, 2014. 236: p. 348-368.
- [9] Goossens, M., *An introduction to plasma astrophysics and magnetohydrodynamics*. Vol. 294. 2012: Springer Science & Business Media.
- [10] Aw, M.S., et al., *Strategies to enhance dry reforming of methane: Synthesis of ceria-zirconia/nickelcobalt catalysts by freeze-drying and NO calcination*. International journal of hydrogen energy, 2014. 39(12636): p. e12647.
- [11] Chun, S.M., Y.C. Hong, and D.H. Choi, *Reforming of methane to syngas in a MW plasma torch at atmospheric pressure*. Journal of CO₂ Utilization, 2017. 19: p. 221-229.
- [12] Cleiren, E., et al., *Dry Reforming of Methane in a Gliding Arc Plasmatron: Towards a Better Understanding of the Plasma Chemistry*. ChemSusChem, 2017. 10(20): p. 4025-4036.
- [13] Usman, M., W.W. Daud, and H.F. Abbas, *Dry reforming of methane: influence of process parameters—a review*. Renewable and Sustainable Energy Reviews, 2015. 45: p. 710-744.
- [14] Pakhare, D. and J. Spivey, *A review of dry (CO₂) reforming of methane over noble metal catalysts*. Chemical Society Reviews, 2014. 43(22): p. 7813-7837.
- [15] Aziznia, A., et al., *Comparison of dry reforming of methane in low temperature hybrid plasma-catalytic corona with thermal catalytic reactor over Ni/γ-Al₂O₃*. Journal of Natural Gas Chemistry, 2012. 21(4): p. 466-475.
- [16] Liao, C.-H. and R.-F. Horng, *Experimental study of syngas production from methane dry reforming with heat recovery strategy*. International Journal of Hydrogen Energy, 2017. 42(40): p. 25213-25224.