

Unsteady Flow and Heat Transfer of Nanofluid from Circular Tube in Cross-Flow

H. Bayat, M. Majidi, M. Bolhasani, A. Karbalaie Alilou, A. Mirabdollah Lavasani

Abstract—Unsteady flow and heat transfer from a circular cylinder in cross-flow is studied numerically. The governing equations are solved by using finite volume method. Reynolds number varies in range of 50 to 200; in this range flow is considered to be laminar and unsteady. Al_2O_3 nanoparticle with volume fraction in range of 5% to 20% is added to pure water. Effects of adding nanoparticle to pure water on lift and drag coefficient and Nusselt number is presented. Addition of Al_2O_3 has inconsiderable effect on the value of drags and lift coefficient. However, it has significant effect on heat transfer; results show that heat transfer of Al_2O_3 nanofluid is about 9% to 36% higher than pure water.

Keywords—Nanofluid, heat transfer, unsteady flow, forced convection, cross-flow.

I. INTRODUCTION

FLOW and heat transfer from bluff bodies have many industrial application, such as HVAC system, heat exchangers and so on. Recently, nanofluids are used for increasing heat transfer rate inside circular and non-circular channel. Xuan and Li [1] studied effect of using nanofluids in increasing heat transfer. They found that nanofluids have great potential in enhancing the heat transfer process.

Hussein et al. [2] studied effect of cross sectional area of tube on friction factor and heat transfer of nanofluid. They used TiO_2 nanoparticle with volume fraction 1%-2.5% which was suspended in water as base fluid. They found that by increasing volume concentration of nanofluid friction factor and heat transfer increases. Moreover, they concluded that a flat tube has the highest value of heat transfer coefficient followed by elliptical and circular tube.

Tsai and Chein [3] analytically studied performance of microchannel heat sink (MCHS) by using copper-water and carbon nanotube-water nanofluid as coolants. Their results show that presence of nanoparticle reduced the temperature difference between MCHS bottom wall and bulk nanofluid compared to pure fluid. Non-circular cylinder [4]-[10] have lower pressure drop; as a result its thermal-hydraulic performance is higher than circular tube.

Wen and Ding [11] experimentally investigated convective heat transfer of nanofluid, made of $\gamma-Al_2O_3$ nanoparticle and de-ionized water in laminar flow. Their result showed

considerable enhancement in heat transfer, particularly in the entrance region.

Heidary and Kermani [12] studied heat transfer enhancement of nanofluid inside a channel with blocks attached to the bottom wall. They found that by using nanoparticle and usage of block on the hot wall would lead to enhancement in heat transfer.

Hamad [13] analytically studied natural convective flow and heat transfer of an incompressible nanofluid pas a semi-infinite vertical stretching sheet in the presence of a magnetic field. He found that by increasing of the magnetic parameter, the momentum boundary layer thickness decreases, while the thermal boundary layer thickness increases.

Noie et al. [14] used Al_2O_3 nanoparticle to enhance heat transfer in a two-phase closed thermosyphon (TPCT). Their experimental results showed that for different input powers, when they used Al_2O_3 /Water instead of pure water, the efficiency of the TPCT increased up to 14.7%.

Ghazvini and Shokouhmand [15] analytically and numerically studied effect of using CuO /water nanofluids as coolant of micro-channel heat sink. They used two common analytical approaches: the Fin model and the porous media approach. In both approaches, using nanofluid enhances heat transfer. Mansour et al. [16] simulated mixed convection in a square lid-driven cavity which is filled with water-based nanofluid partially heat from below by using finite difference method. They found that by increasing solid volume fraction, average Nusselt number increases. Lavasani and Bayat [17]-[20] studied flow and heat transfer from two cam-shaped tube in cross-flow of air with different arrangement. Mirabdollah Lavasani et al. [21] and Bayat et al. [22] studied experimentally pressure drop and heat transfer from cam-shaped tube in cross-flow of air. Their results showed that cam-shaped tube bank compare to circular bank performs better.

Ahmad and Pop [23] numerically studied mixed convection boundary layer flow past a vertical flat plate. Khan and Aziz [24] numerically investigated natural convective of nanofluid over a vertical plate with constant heat flux. Their results show that for a fixed Lewis number as the Prandtl number increases the dimensionless skin friction and Nusselt number increased. Shafahi et al. [25] used analytical method to investigate effect of using nanofluid on thermal performance of rectangular and disk-shaped heat pipes. They found that using nanofluid will lead to reduction of the thermal resistance of the flat-shaped heat pipe and thermal performance enhanced compared to regular fluid.

Ghasemi and Aminossadati [26] numerically investigated

H. Bayat, A. Karbalaie Alilou and A. Mirabdollah Lavasani are with the Department of Mechanical Engineering, Central Tehran Branch, Islamic Azad University, Tehran, Iran (hrb.mech@gmail.com, ali.karbalaie.alilou@gmail.com, arashlavasani@iauctb.ac.ir).

M. Majidi and M. Bolhasani with the Department of Energy Engineering, Science and Research Branch, Islamic Azad University, Tehran, Iran (e-mail: majidi.eng@gmail.com, bolhasani.me@gmail.com).

mixed convection in a lid-driven triangular enclosure filled with water-Al₂O₃. Their results show that addition of nanofluid improves the heat transfer rate of the enclosure. Kathiravan et al. [27] conducted an experiment to investigate pool boiling characteristics of copper nanofluid over a flat plate. They found that critical heat flux of copper-water nanofluid is higher than pure water. Soltani et al. [28] experimentally studied non-Newtonian nanofluids pool boiling characteristics. They found that adding nanoparticle to non-Newtonian improved boiling heat transfer performance.

Because there is lack of study in behavior of nanofluid around cylinder and due its large application, heat transfer from a circular cylinder with constant wall temperature is investigated by using numerical method.

II. PROBLEM DESCRIPTION

A. Governing Equations

Al₂O₃ nanoparticle with volume fraction of 5% to 20% added to pure water and it passes from a circular tube with diameter of 2 cm with constant temperature of 400 K. The typical solution domain and the cylinder boundary definition and nomenclature used in this work are shown in Fig. 1. The inlet flow has a uniform velocity U_∞ . The velocity range considered only covers laminar flow conditions. The solution domain is bounded by the inlet, the outlet, and by the plane confining walls, AB and CD. These are treated as solid walls, while AC and BD are the flow inlet and outlet planes.

In order to decrease the effect of entrance and outlet regions, the upstream and downstream lengths are $15D_{eq}$ and $50D_{eq}$, respectively and for neglecting the wall effects on cylinders the distance between walls is $30D_{eq}$.

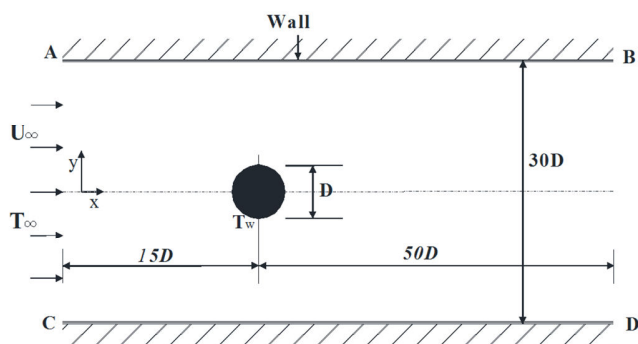


Fig. 1 Solution Domain

Equations (1)-(4) are written for conservation of mass, momentum and energy in two dimensions. Cartesian velocity components U and V are used, and it has been assumed that the flow is steady and laminar, while the fluid is incompressible and Newtonian with constant thermal and transport properties. Furthermore, the effects of buoyancy and viscous dissipation are neglected.

$$\frac{\partial u}{\partial x} + \frac{\partial v}{\partial y} = 0 \quad (1)$$

$$\frac{\partial u}{\partial t} + u \frac{\partial u}{\partial x} + v \frac{\partial u}{\partial y} = -\frac{1}{\rho_{nf}} \frac{\partial p}{\partial x} + \nu_{nf} \left(\frac{\partial^2 u}{\partial x^2} + \frac{\partial^2 u}{\partial y^2} \right) \quad (2)$$

$$\frac{\partial v}{\partial t} + u \frac{\partial v}{\partial x} + v \frac{\partial v}{\partial y} = -\frac{1}{\rho_{nf}} \frac{\partial p}{\partial y} + \nu_{nf} \left(\frac{\partial^2 v}{\partial x^2} + \frac{\partial^2 v}{\partial y^2} \right) \quad (3)$$

$$\frac{\partial T}{\partial t} + u \frac{\partial T}{\partial x} + v \frac{\partial T}{\partial y} = \alpha_{nf} \left(\frac{\partial^2 T}{\partial x^2} + \frac{\partial^2 T}{\partial y^2} \right) \quad (4)$$

where,

$$\rho_{nf} = \frac{\mu_{nf}}{k_{nf}} \quad (5)$$

$$\alpha_{nf} = \frac{k_{nf}}{(\rho C_p)_{nf}} \quad (6)$$

Nanoparticles are considered to be well dispersed within the base fluid. By introducing the nanofluid volume fraction ϕ , density and heat capacity of nanofluid is calculated from the classical models [29]:

$$\rho_{nf} = (1 - \phi)\rho_f + \phi\rho_p \quad (7)$$

$$(\rho C_p)_{nf} = (1 - \phi)(\rho C_p)_f + \phi(\rho C_p)_p \quad (8)$$

where C_p and ρ are respectively heat capacity and density. Index f , p and nf refer to base fluid, nanoparticle and nanofluid, respectively.

Equation (9) is suggested by [30] for calculating the dynamic viscosity of the nanofluid:

$$\mu_{nf} = \frac{\mu_f}{(1 - \phi)^{2.5}} \quad (9)$$

The effective thermal conductivity of fluid is calculated from Maxwell-Garnett's model.

$$\frac{k_{nf}}{k_f} = \frac{k_p + 2k_f - 2\phi(k_f - k_p)}{k_p + 2k_f + \phi(k_f - k_p)} \quad (10)$$

The properties of pure water and Al₂O₃ are presented in Table I.

Drag and lift coefficients are defined as:

$$C_D = \frac{F_D}{0.5\rho U_\infty^2 D} \quad (11)$$

$$C_L = \frac{F_L}{0.5\rho U_\infty^2 D} \quad (12)$$

Nusselt number is defined with:

$$Nu = \frac{qD}{Ak\Delta T} \quad (13)$$

where q is the total rate of heat transfer to the fluid and A is the total surface area of tubes. The temperature of the cylinders wall is 350 K, the bulk temperature of the cross-flow nanofluid is 300 K, and ΔT is the difference between these temperatures.

TABLE I
 PROPERTIES OF WATER AND ALUMINA

	ρ (kg / m ³)	C_p (J / kgK)	k (W / mK)
Pure water	997.1	4179	0.613
Alumina (Al ₂ O ₃)	3970	765	40

B. Numerical Method

The meshes are produced by GAMBIT software. Computational grid information is imported from GAMBIT into FLUENT and computational mesh is generated using quadrilateral elements. Numerical simulations are performed using FLUENT, a commercially available general-purpose Computational Fluid Dynamics code. This package solves the governing equations using control-volume based technique. The second order upwind scheme was chosen for interpolation of the interpolation of the flow variables. The SIMPLE algorithm [31] has been adapted for the pressure velocity coupling. This problem considers a 2D section of a circular cylinder. For the simulations presented here fine meshes of 62045 cells was used. A sample of the mesh is shown in Fig. 2.

In this domain, quadrilateral cells are used in the regions surrounding the cylinder walls and the rest of the domain. In all simulation, a convergence criterion of 1×10^{-6} was used for all variables.

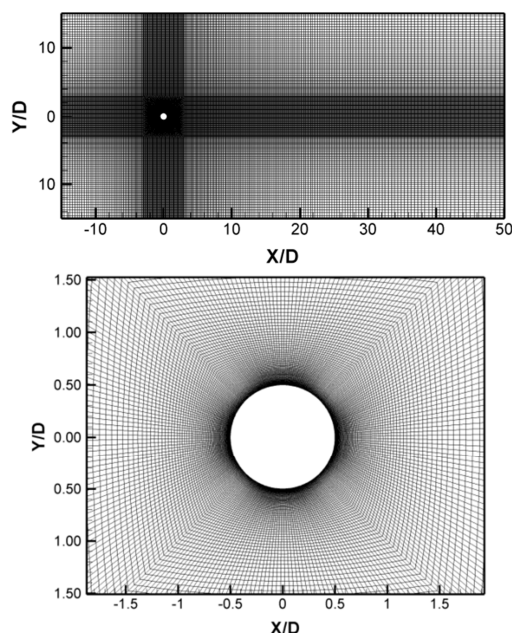


Fig. 2 Computational grid

III. RESULTS AND DISCUSSION

Table II presents the details of the grid independence test carried out for $Re=200$. Six types of grids had been used. The

difference in grids is based on the interval size of nodes on cylinder surface. Base on variation of lift and drag coefficient and Strouhal number, Grid 5 had been chosen.

TABLE II
 GRID INDEPENDENCY TEST FOR CIRCULAR TUBE AT $Re=200$

	Interval size of Node on Tube Surface (m)	C_D	C_L	St
Grid 1	0.001	1.39	± 0.687	0.190
Grid 2	0.00085	1.39	± 0.687	0.190
Grid 3	0.0007	1.39	± 0.691	0.199
Grid 4	0.0006	1.38	± 0.692	0.199
Grid 5	0.0005	1.39	± 0.694	0.199
Grid 6	0.0003	1.39	± 0.690	2.0

For the purpose of the validation of the solution procedure, it is essential that numerical simulations be compared with experimental data. Table III compares results of flow parameter of present work with other work on literature. As it is clear from there is a good agreement between Strouhal number, drag and lift coefficient and of present study with others.

Table IV compares the Nusselt number of circular cylinder with the results of [36] and Churchill-Bernstein correlation [37].

TABLE III
 COMPARISON OF FLOW PARAMETERS FOR AT $Re = 200$

Author	Type of Data	C_D	C_L	St
Present work	Numerical	1.38 ± 0.04	± 0.694	0.199
Meneghini et al. [32]	Numerical	1.30 ± 0.05	± 0.659	0.196
Ding et al. [33]	Numerical	1.348 ± 0.05	± 0.75	0.196
Mahir and Altac [34]	Numerical	1.376	----	0.192
Williamson [35]	Experimental	----	----	0.196

TABLE IV
 COMPARISON OF NUSSELT NUMBER OF A SINGLE CIRCULAR CYLINDER WITH [36]

Author	Type of Data	Reynolds Number		
		50	100	200
Present work	Numerical	6.37	9.48	13.62
Zukauskas [36]	Experimental	6.37	8.80	12.15
Churchill and Bernstein [37]	-----	6.58	9.20	12.93

There is a difference of about 7-12% between the present results and the results of [36] and 3-6% with Churchill-Bernstein equation [37]. It can therefore be concluded that the CFD code can be used to solve the flow field for similar geometries and conditions

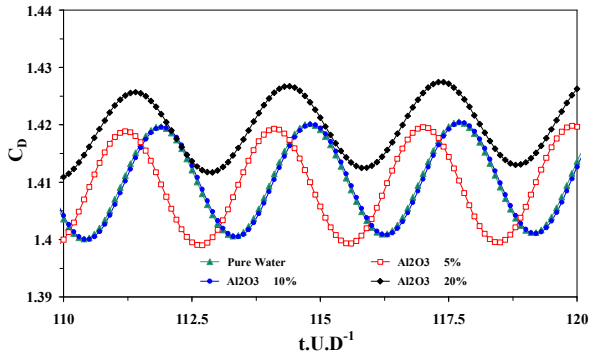
A. Effect of Nanoparticle on Fluid Flow

Fig. 3 represents effect of adding nanoparticle on drag coefficient of cylinder. Results show that by increasing volume fraction of Al₂O₃ drag coefficient increased about 1-4%. Moreover, for a fixed value of volume fraction increasing Reynolds number from 50 to 200 results in 8-11% decrease in the value of drag coefficient.

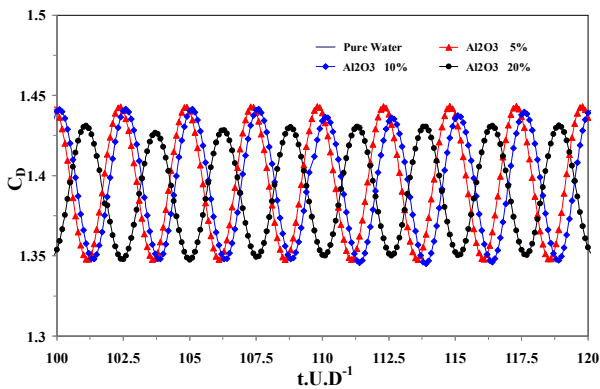
Oscillation of lift coefficient for $Re=100$ and 200 is presented in Fig. 4. As it is clear, for $Re=200$ by increasing volume fraction from 5% to 20%, the amplitude of oscillation

of lift coefficient decreases from 0.708 to 0.646. For $Re=100$ this amplitude decreases from 0.345 to 302. When volume fraction increases the value of density is also increases which results in decrement in the value of lift oscillation.

of circular tube for Reynolds number in range of 50 to 200 is presented in Fig. 7. It is clear that by increasing volume fraction from 5% to 20% of nanoparticle, thermal-hydraulic performance of circular tube is increased. This increment is 23%, 24%, and 27% for Reynolds number 50, 100, and 200, respectively.



(a) $Re=100$



(b) $Re=200$

Fig. 3 Time histories of drag coefficient of nanofluid passing a circular tube; (a) $Re=100$ (b) $Re=200$

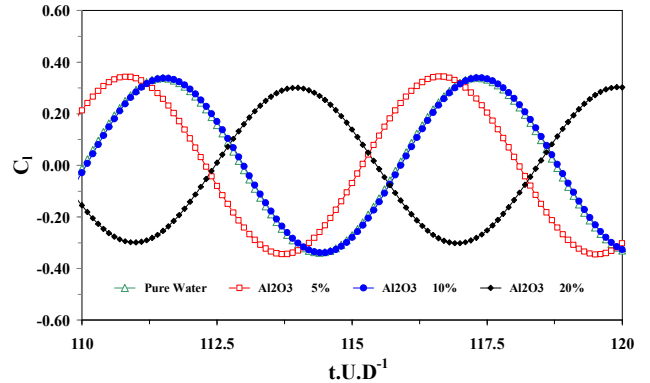
B. Effect of Nanoparticle on Heat Transfer

Fig. 5 shows unsteady heat transfer of nanofluid for volume fraction of 5% to 20% and Reynolds number 50 to 200. It can be seen that for both value of Reynolds number, by increasing ϕ from 5% to 20%, the value of Nusselt number increases.

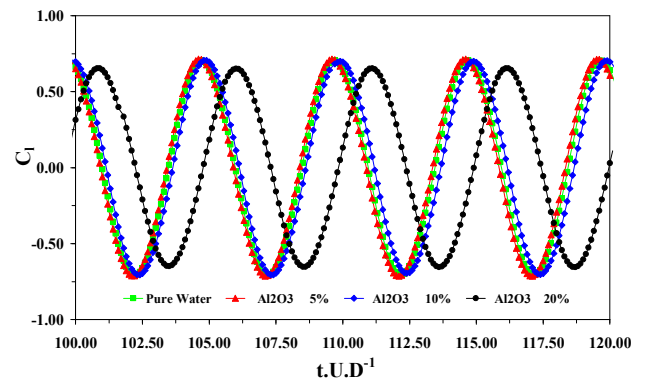
Effects of adding Al_2O_3 nanoparticle on heat transfer from a circular cylinder are shown in Fig. 6 for Reynolds number in range of 50 to 200. Results showed for $Re=200$ increasing volume fraction from 5% to 20% leads to 24% increase in the value of Nusselt number. Moreover, by adding Al_2O_3 nanoparticle to pure water with 5% of volume fraction, heat transfer from circular cylinder increased up to 10%.

For $Re=100$ augmentation of volume fraction from 5% to 20% results in 34% increase in the value of Nusselt number. Furthermore, by adding Al_2O_3 nanoparticle to pure water with only 5% of volume fraction, heat transfer from circular cylinder increased up to 23%. Moreover, for $Re=50$, Nusselt number increases about 37% by increasing ϕ from 5% to 20%. Addition of Al_2O_3 with 5% of volume fraction increases heat transfer by 26%.

Effect of volume fraction on thermal-hydraulic performance

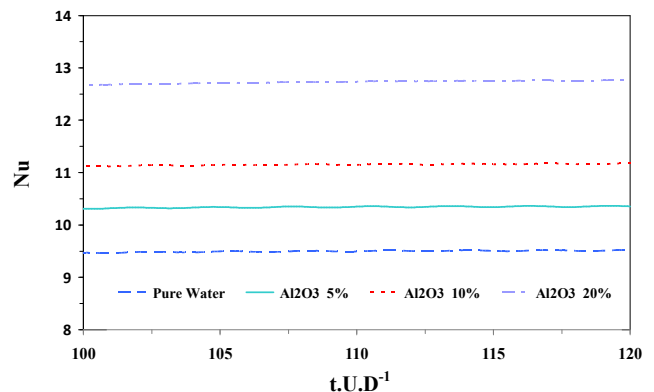


(a) $Re=100$



(b) $Re=200$

Fig. 4 Time histories of lift coefficient of nanofluid passing a circular tube; (a) $Re=100$ (b) $Re=200$



(a) $Re=100$

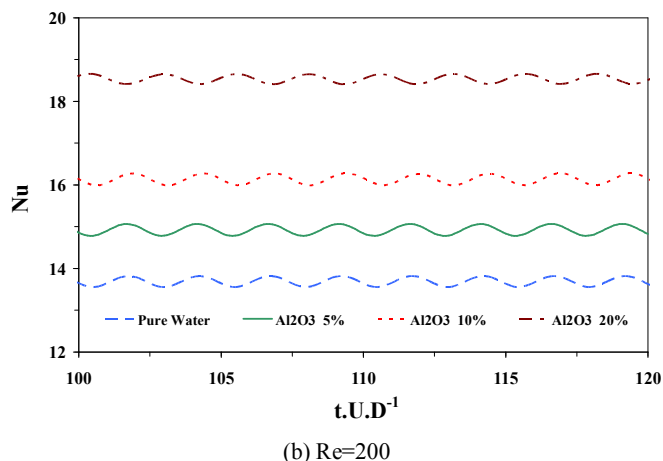


Fig. 5 Time histories of Nusselt number of nanofluid passing a circular tube; (a) Re=100 (b) Re=200

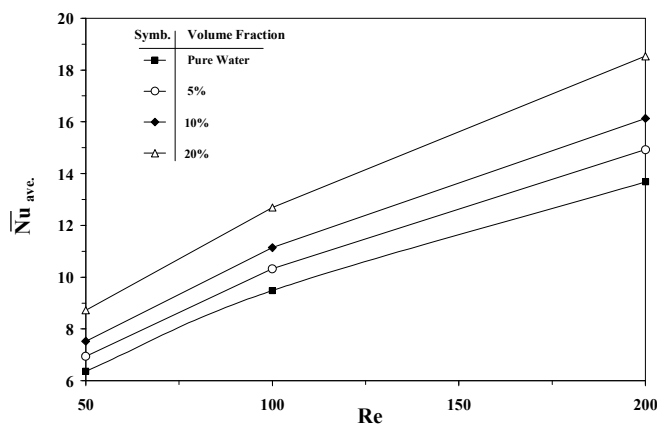


Fig. 6 Variations of Nusselt number with Reynolds number

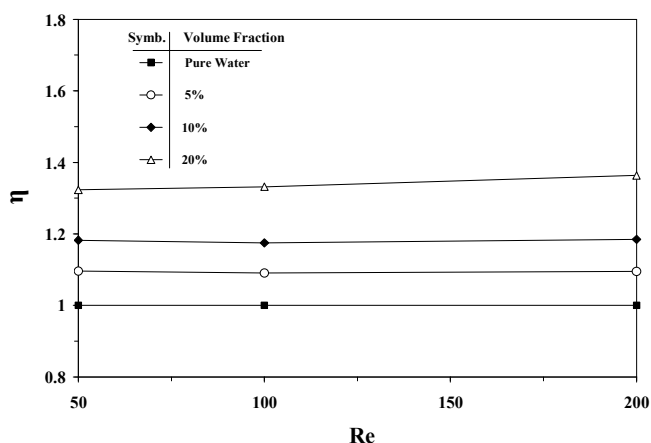


Fig. 7 Effect of volume fraction on thermal-hydraulic performance of circular tube

IV. CONCLUSION

Unsteady flow and heat transfer from circular tube with constant wall temperature is investigated by using finite volume method. Results show that addition of nanoparticle to pure water increases the value of drag coefficient about 1-4% and by increasing from 5% to 20%, the amplitude of

oscillation of lift coefficient decreases about 8-12%. Furthermore, using nanofluid enhanced heat transfer from circular tube in cross-flow up to 37% and increases thermal-hydraulic performance of circular tube 9% to 36%. These advantages can be used to the increase thermal performance of heat exchanger.

REFERENCES

- [1] Xuan, Y. and Q. Li, Heat transfer enhancement of nanofluids. *International Journal of heat and fluid flow*, 2000. 21(1): p. 58-64.
- [2] Hussein, A.M., et al., The effect of cross sectional area of tube on friction factor and heat transfer nanofluid turbulent flow. *International Communications in Heat and Mass Transfer*, 2013. 47: p. 49-55.
- [3] Tsai, T., H. and R. Chein, Performance analysis of nanofluid-cooled microchannel heat sinks. *International Journal of Heat and Fluid Flow*, 2007. 28(5): p. 1013-1026.
- [4] Mirabdollah Lavasani, A. and H. Bayat. Heat transfer and Fluid Flow in Developing Region of Elliptical Cylinder. in *First Iranian Conference on Heat and Mass Transfer*, Zahedan, Iran. 11-13 Sep. 2012.
- [5] Bayat, H., et al. Experimental Study of Heat transfer from Non-Circular Tubes. in *The 22nd Annual International Conference on Mechanical Engineering*, Shahid Chamran University of Ahvaz, Iran. 2014. isme.ir.
- [6] Mirabdollah Lavasani, A., T. Maarefdoost, and H. Bayat. Experimental Study of Blockage ratio Effects on Flow around a Non-circular Tube in Cross-flow. in *The 22nd Annual International Conference on Mechanical Engineering*, Shahid Chamran University of Ahvaz, Iran. 2014. isme.ir.
- [7] Mirabdollah Lavasani, A., et al. Experimental investigation of Flow around Non- Circular Tubes in Cross-flow. in *The 22nd Annual International Conference on Mechanical Engineering*, Shahid Chamran University of Ahvaz, Iran. 2014. isme.ir.
- [8] Bayat, H., et al., Numerical Investigation of Thermal-Hydraulic Performance of a Flat Tube in Cross-Flow of Air. *International Journal of Mechanical, Aerospace, Industrial, Mechatronic and Manufacturing Engineering*, World Academy of Science, Engineering and Technology, 92, 2014. 92: p. 1444 - 1447.
- [9] Bayat, H., et al., Numerical Study of Flow around Flat Tube between Parallel Walls. *International Journal of Mechanical, Aerospace, Industrial, Mechatronic and Manufacturing Engineering*, World Academy of Science, Engineering and Technology, 92, 2014. 92: p. 1463 - 1466.
- [10] Lavasani, A. M. A., T. Maarefdoost, and H. Bayat, Effect of blockage ratio on pressure drag and heat transfer of a cam-shaped tube. *Heat and Mass Transfer*, 2015, DOI: 10.1007/s00231-015-1711-3..
- [11] Wen, D. and Y. Ding, Experimental investigation into convective heat transfer of nanofluids at the entrance region under laminar flow conditions. *International journal of heat and mass transfer*, 2004. 47(24): p. 5181-5188.
- [12] Heidary, H. and M. Kermani, Heat transfer enhancement in a channel with block (s) effect and utilizing Nano-fluid. *International Journal of Thermal Sciences*, 2012. 57: p. 163-171.
- [13] Hamad, M., Analytical solution of natural convection flow of a nanofluid over a linearly stretching sheet in the presence of magnetic field. *International communications in heat and mass transfer*, 2011. 38(4): p. 487-492.
- [14] Noie, S., et al., Heat transfer enhancement using Al₂O₃/water nanofluid in a two-phase closed thermosyphon. *International Journal of Heat and Fluid Flow*, 2009. 30(4): p. 700-705.
- [15] Ghazvini, M. and H. Shokouhmand, Investigation of a nanofluid-cooled microchannel heat sink using fin and porous media approaches. *Energy conversion and management*, 2009. 50(9): p. 2373-2380.
- [16] Mansour, M., et al., Numerical simulation of mixed convection flows in a square lid-driven cavity partially heated from below using nanofluid. *International Communications in Heat and Mass Transfer*, 2010. 37(10): p. 1504-1512.
- [17] Lavasani, A. M. and H. Bayat. Flow around a Cam-Shaped Cylinder between parallel walls. in *7th International Chemical Engineering Congress & Exhibition*, Kish Island, Iran, 21-24 Nov. 2011.
- [18] Lavasani, A. M. A. and H. Bayat, Heat Transfer from Two Cam Shaped Cylinders in Side-by-Side Arrangement. *World Academy of Science, Engineering and Technology*, International Science Index 67, 2012. 6(7): p. 1008 - 1011.

- [19] Lavasani, A. M. A. and H. Bayat, Flow around Two Cam Shaped Cylinders in Tandem Arrangement. World Academy of Science, Engineering and Technology, International Science Index 67, 2012. 6(7): p. 1079 - 1082.
- [20] Lavasani, A. M. A. and H. Bayat, Heat Transfer from Two Cam Shaped Cylinders in Tandem Arrangement. World Academy of Science, Engineering and Technology, International Science Index 61, 2012. 6(1): p. 1095 - 1098.
- [21] Mirabdollah Lavasani, A., H. Bayat, and T. Maarefdoost, Experimental Study of Convective Heat Transfer from In-Line Cam Shaped Tube Bank in Crossflow. Appl. Therm. Eng., 2014. 65(1–2): p. 85–93.
- [22] Bayat, H., A. Mirabdollah Lavasani, and T. Maarefdoost, Experimental Study of Thermal-Hydraulic Performance of Cam-Shaped Tube bundle with Staggered Arrangement. Energy Conversion and Management, 2014. 85: p. 470-476.
- [23] Ahmad, S. and I. Pop, Mixed convection boundary layer flow from a vertical flat plate embedded in a porous medium filled with nanofluids. International Communications in Heat and Mass Transfer, 2010. 37(8): p. 987-991.
- [24] Khan, W. and A. Aziz, Natural convection flow of a nanofluid over a vertical plate with uniform surface heat flux. International Journal of Thermal Sciences, 2011. 50(7): p. 1207-1214.
- [25] Shafahi, M., et al., Thermal performance of flat-shaped heat pipes using nanofluids. International Journal of Heat and Mass Transfer, 2010. 53(7): p. 1438-1445.
- [26] Ghasemi, B. and S. Aminossadati, Mixed convection in a lid-driven triangular enclosure filled with nanofluids. International Communications in Heat and Mass Transfer, 2010. 37(8): p. 1142-1148.
- [27] Kathiravan, R., et al., Preparation and pool boiling characteristics of copper nanofluids over a flat plate heater. International Journal of Heat and Mass Transfer, 2010. 53(9): p. 1673-1681.
- [28] Soltani, S., S.G. Etemad, and J. Thibault, Pool boiling heat transfer of non-Newtonian nanofluids. International Communications in Heat and Mass Transfer, 2010. 37(1): p. 29-33.
- [29] Xuan, Y. and W. Roetzel, Conceptions for heat transfer correlation of nanofluids. International Journal of Heat and Mass Transfer, 2000. 43(19): p. 3701-3707.
- [30] Brinkman, H., The viscosity of concentrated suspensions and solutions. The Journal of Chemical Physics, 1952. 20(4): p. 571-581.
- [31] Patankar, S., Numerical heat transfer and fluid flow. 1980: CRC Press.
- [32] Meneghini, J., et al., Numerical simulation of flow interference between two circular cylinders in tandem and side-by-side arrangements. Journal of fluids and structures, 2001. 15(2): p. 327-350.
- [33] Ding, H., et al., Numerical simulation of flows around two circular cylinders by mesh-free least square-based finite difference methods. International journal for numerical methods in fluids, 2007. 53(2): p. 305-332.
- [34] Mahir, N. and Z. Altaç, Numerical investigation of convective heat transfer in unsteady flow past two cylinders in tandem arrangements. International Journal of Heat and Fluid Flow, 2008. 29(5): p. 1309-1318.
- [35] Williamson, C., Oblique and parallel modes of vortex shedding in the wake of a circular cylinder at low Reynolds numbers. Journal of Fluid Mechanics, 1989. 206: p. 579-627.
- [36] Zukauskas, A. and J. Ziugzda, Heat transfer of a cylinder in crossflow. 1985, Washington, DC.: Hemisphere Publishing Corp.
- [37] Churchill, S. W., Bernstein, M. (1977). A correlating equation for forced convection from gases and liquids to a circular cylinder in crossflow. ASME, Transactions, Series C Journal of Heat Transfer, 99, 300-306.