

# Long-Term Deformations of Concrete Structures

A. Brahma

**Abstract**—Drying is a phenomenon that accompanies the hardening of hydraulic materials. This study is concerned the modelling of drying shrinkage of the hydraulic materials and the prediction of the rate of spontaneous deformations of hydraulic materials during hardening. The model developed takes consideration of the main factors affecting drying shrinkage. There was agreement between drying shrinkage predicted by the developed model and experimental results. In last we show that developed model describe the evolution of the drying shrinkage of high performances concretes correctly.

**Keywords**—Drying, hydraulic concretes, shrinkage, modeling, prediction.

## I. INTRODUCTION

THE drying can, if it is not prevented, lead to significant spontaneous dimensional variations, which the cracking is one of events. In this context, cracking promotes the transport of aggressive agents in the material, which can affect the durability of concrete structures.

Drying shrinkage develops over a long period almost 30 years although most occurred during the first three years. Drying shrinkage stabilizes when the material is water balance with the external environment.

The drying shrinkage of cementitious materials is due to the formation of capillary tensions in the pores of the material, which has the consequences of bringing the solid walls of each other [1], [2].

Knowledge of the shrinkage characteristics of concrete is a necessary starting point in the design of structures for crack control. Such knowledge will enable the designer to estimate the probable shrinkage movement in reinforced or prestressed concrete and the appropriate steps can be taken in design to accommodate this movement.

In various fields of science, we often have to explain and / or analyze phenomena whose behavior knows that from experimental measurements. For this reason, it is interesting to synthesize a mathematical model whose behavior is similar to the real phenomenon. In some cases, knowledge of the model parameters and the experimental conditions of phenomena can propose a mathematical model called deterministic model. However, in most cases, it is unclear the precise mechanism of this phenomenon. We can then develop a statistical model which we estimate the parameters from sample measurements. This manner of making has given good results with a study realized by [3].

A. Brahma is with the Saâd Dahlab University, Algeria (e-mail: a.brahma@hotmail.com).

## II. MODELING

In our case, the evolution of drying shrinkage is describe by curves that start with an exponential form and then bend to reach in the end, an asymptotic limit [4], [5]. In mathematics, this type of curve corresponds to the curve of the probability distribution function  $F(t, t_0)$  who gets herself through direct integration with respect to time ( $t$ ) of the probability density function  $f(t, t_0)$ .

In the case study, the probability density function  $f(t-t_0)$  is the following mathematical form:

$$f(t, t_0) = \frac{c}{t-t_0} \times \left( \frac{t-t_0}{t-t_0} \right)^{c-1} \times \exp \left\{ \left( \frac{t-t_0}{t-t_0} \right)^c \right\} \quad (1)$$

Such as  $t-t_0 > 0$ ,  $t_0$ : time of loading,  $f(t, t_0)$  is a probability density function.

Knowing that  $F(t, t_0)$  is the probability distribution function. It is obtaine by direct integration with respect to time ( $t$ ) of the probability density function  $f(t, t_0)$  as:

$$F(t, t_0) = \int f(t, t_0) dt \quad (2)$$

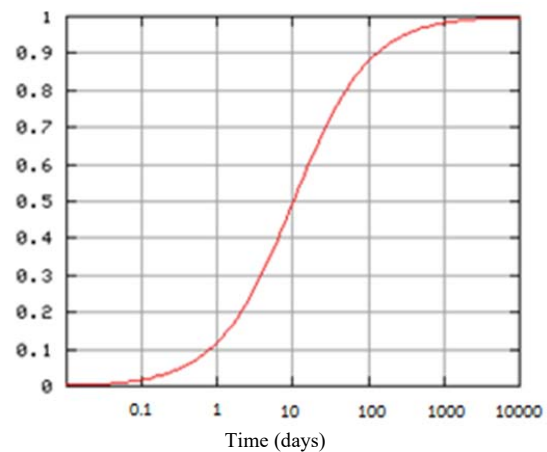


Fig. 1 The distribution function of probability  $F(t, t_0)$ .

The plot of  $F(t, t_0)$  begins with an exponential form then inflected to reach in the end, an asymptotic threshold (Fig. 1).

Resolution of this equation gives:

$$F(t, t_0) = -e^{-b(t-t_0)^c} \Big|_0^t = 1 - e^{-b(t-t_0)^c} \quad (3)$$

To take into account the evolution of the probability distribution function  $F(t, t_0)$  to achieve asymptotic threshold, we multiply (3) by a non-zero positive number ( $a$ ) which gives the form final following:

$$F(t, t_0) = a \times (1 - e^{-b(t-t_0)^c}) \quad (4)$$

### III. ESTIMATION OF MODEL PARAMETERS

For the identification of the model parameters, we used the experimental results. The following relations give the expressions used:

$$a = \beta_1 + \beta_2 \cdot (HR)^2 + \beta_3 \left( \frac{V/S}{HR} \right) \quad (5)$$

$$b = \beta_4 + \beta_5 \cdot (V/S) + \frac{\beta_6}{HR}$$

$$c = \beta_7 + \beta_8 \cdot ((V/S)^2 \cdot (HR))$$

with: V/S: volume ratio surface (V/S) (mm); RH: relative humidity in%

### IV. VALIDATION OF THE MODEL

The model was validated by comparison with experimental results.

The results are summarized in Figs. 2-7.

We observe a perfect concordance between predictions of the model developed and the experimental results.

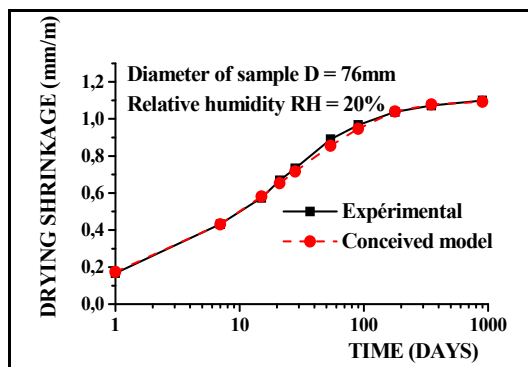


Fig. 2 Comparison between the experimental results [6, [7] and predicted values by the developed model

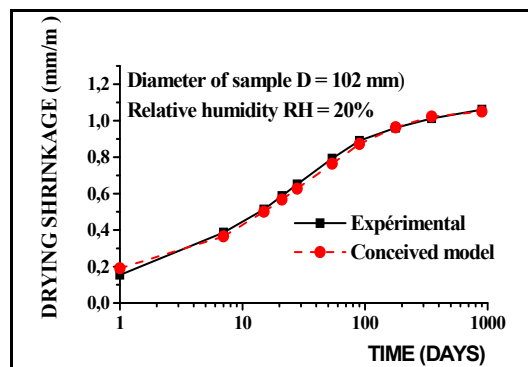


Fig. 3 Comparison between the experimental results [6, [7] and predicted values by the developed model

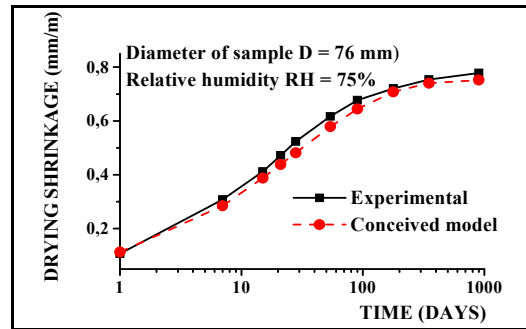


Fig. 4 Comparison between the experimental results [6], [7] and predicted values by the developed model

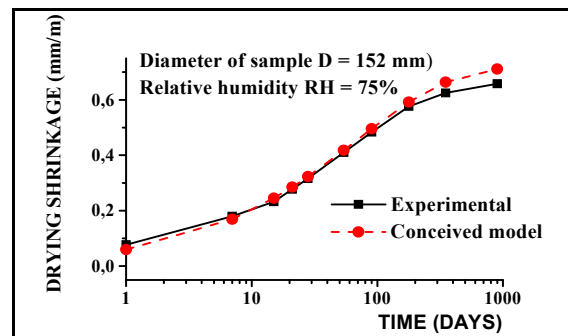


Fig. 5 Comparison between the experimental results [6], [7] and predicted values by the developed model

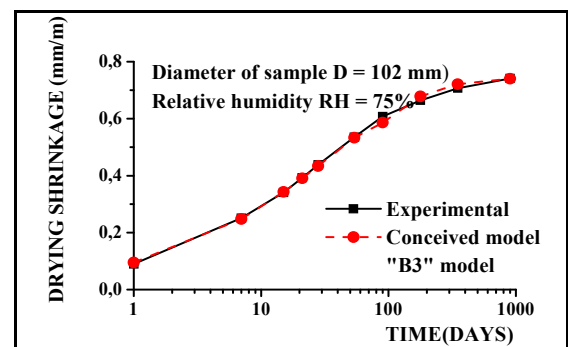


Fig. 6 Comparison between the experimental results [6], [7] and predicted values by the developed model

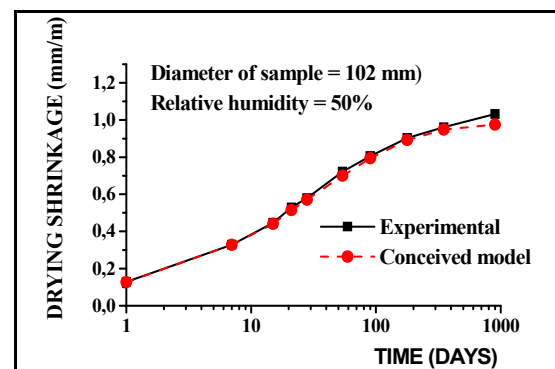


Fig. 7 Comparison between the experimental results [6], [7] and predicted values by the developed model

V. APPLICATION TO THE HIGH PERFORMANCE CONCRETE

Figs. 8-13 give the confrontation between values of drying shrinkage gotten experimentally on the high performance concrete [8], [9] and these predicted by the developed model.

It clearly appears that the developed model permits to predict correctly the drying shrinkage of high performance concrete.

We observe a perfect concordance between predictions of the model developed and the experimental results.

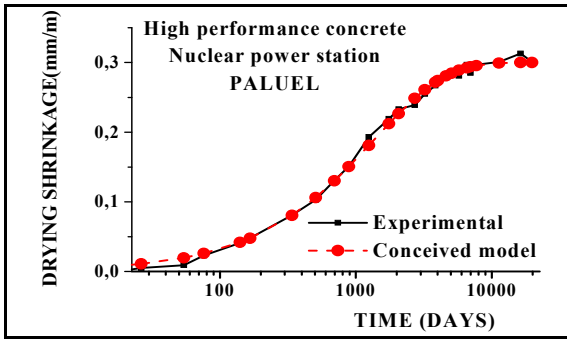


Fig. 8 Evolution of the drying shrinkage of high performance concretes with time

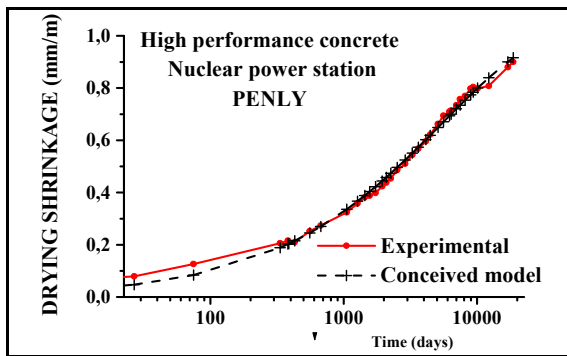


Fig. 9 Evolution of the drying shrinkage of high performance concretes with time

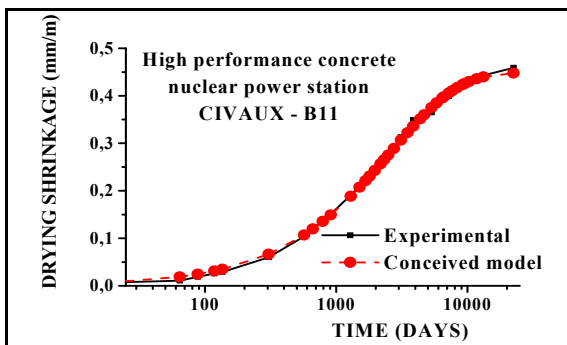


Fig. 10 Evolution of the drying shrinkage of high performance concretes with time

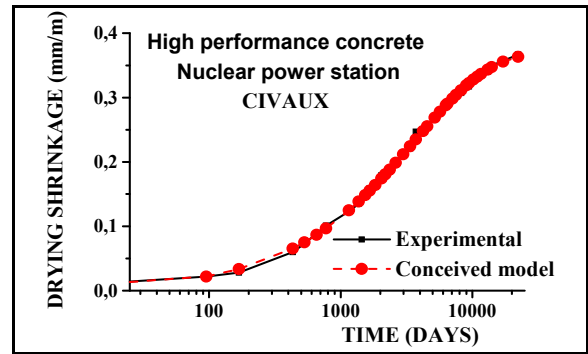


Fig. 11 Evolution of the drying shrinkage of high performance concretes with time

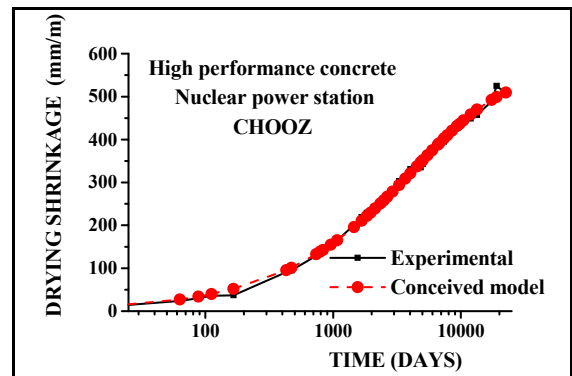


Fig. 12 Evolution of the drying shrinkage of high performance concretes with time

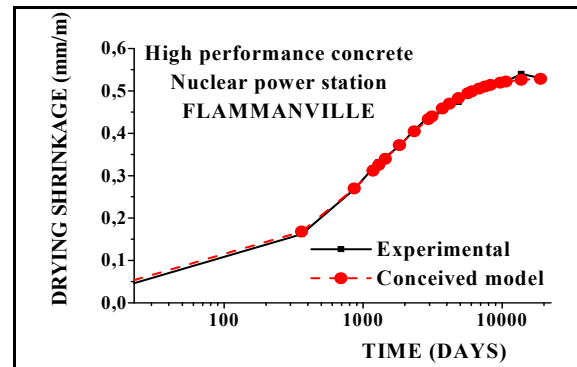


Fig. 13 Evolution of the drying shrinkage of high performance concretes with time

VI. CONCLUSION

The developed model is adapted well to describe the evolution of the drying shrinkage of hydraulic concrete. It has been justified by confrontation to the experimentally results.

The developed model is simple to use and present the advantage to only contain a number limited of parameters.

Results showed that the developed model gave good results with the high performance concrete. However, the developed model can be applied at any type of concrete.

REFERENCES

- [1] A. Brahma "Study of the dimensional variations of slag-sands during their hydration" thesis, 1986, Toulouse-3 University; French
- [2] A. Brahma; J.P. Ollivier; C.H. Détriché "Analyse expérimentale des variations dimensionnelles des sables-laitiers en cours d'hydratation" Materials and Structures; vol33, April 2000; pp171-180.
- [3] Z. P Bazant; F. EL. Wittman; J. K Kim; F. Alou "Statistical extrapolation of shrinkage data - Part 1: Regression and Part 2: Bayesian Updating", ACI Materials journal, n° 84-M4, 1985
- [4] M. Auperin; F. De Larrard; P. Richard; P. Acker "Retrait et fluage de bétons à hautes performances aux fumées de silice -Influence de l'âge au chargement" Annales de l'ITBTP, N°474, mai-juin 1989
- [5] G. Abiar "Contribution à l'étude des déformations différées du béton tenant compte de l'hygrométrie interne: Un modèle de séchage pour le béton", Thèse de doctorat de l'ENPC, 1986.
- [6] Z.P Bazant; J.K Kim "Improved prediction model for time dependent deformations of concrete" part 1- shrinkage, Materials and structures, N°24, 1991
- [7] Z.P Bazant; S. Baweja "Creep and shrinkage prediction model for analysis and design of concrete structures: Model B3" ACI international, Michigan, SP-194, 2000
- [8] L. Granger Thèse "Comportement différé dans les enceintes de centrales nucléaires: analyse et modélisation" ENPC paris 1995.
- [9] L. Granger "Comportement différé du béton dans les enceintes de centrales nucléaires: le passage éprouvette structure", 12èmes journées universitaires de génie civil, tome 1, Prix René Houpert, Toulouse, 23-24 pp. 99-106, mars, 1994.