

Kinetic Study of 1-Butene Isomerization over Hydrotalcite Catalyst

S. Sripinun, K. Suriye, S. Kunjara Na Ayudhyab, P. Prasertdam, S. Assabumrungrat

Abstract—This work studied the isomerization of 1-butene over hydrotalcite catalyst. The experiments were conducted at various gas hourly space velocity (*GHSV*), reaction temperature and feed concentration. No catalyst deactivation was observed over the reaction time of 16 hours. Two major reaction products were *trans*-2-butene and *cis*-2-butene. The reaction temperature played an important role on the reaction selectivity. At high operating temperatures, the selectivity of *trans*-2-butene was higher than the selectivity of *cis*-2-butene while it was opposite at lower reaction temperature. In the range of operating condition, the maximum conversion of 1-butene was found at 74% when $T = 673$ K and $GHSV = 4$ m³/h/kg-cat with *trans*- and *cis*-2-butene selectivities of 54% and 46%, respectively. Finally, the kinetic parameters of the reaction were determined.

Keywords—Hydrotalcite, isomerization, kinetic, 1-butene.

NOMENCLATURE

| | |
|-------|--|
| C_i | concentration of species i in the fixed bed reactor (mol/ml) |
| F_i | molar flow rate of species i in the fixed bed reactor (mol/s) |
| W | weight of the catalyst (g) |
| k_i | apparent rate constant for the i^{th} reaction (L/s•g catalyst) |
| K_e | equilibrium constant |
| E_a | apparent activation energy (kJ/mol) |
| A_0 | pre-exponential factor for the i^{th} reaction |
| r_i | rate of species i of the i^{th} reaction |

I. INTRODUCTION

1-BUTENE isomerization reaction can occur via the skeletal isomerization to isobutene or the double bond isomerization to *cis*- and *trans*-2-butene. This reaction has been studied over many solid base catalysts while the first study of solid base catalyst included sodium dispersed on alumina in 1950s for double bond isomerization of alkenes [1]. One among efficient base catalysts is hydrotalcite. The studies of hydrotalcite catalyst have become attractive as its number and strength of basic sites can be adjusted accurately to a specific reaction. Moreover, the structure, composition parameters, and calcination temperature, typically at 673-773 K, can affect the basicity of hydrotalcite [2], [3] on various

S. Sripinun and P. Prasertdam are with the Center of Excellence in Catalysis and Catalytic Reaction Engineering, Department of Chemical Engineering, Faculty of Engineering, Chulalongkorn University, Bangkok, 10330, Thailand (e-mail: sripinunsirada@gmail.com).

K. Suriye and S. Kunjara Na Ayudhyab are with the SCG Chemicals, Co., Ltd., 1 Siam Cement Road, Bangsue, Bangkok, 10800, Thailand.

S. Assabumrungrat is with the Center of Excellence in Catalysis and Catalytic Reaction Engineering, Department of Chemical Engineering, Faculty of Engineering, Chulalongkorn University, Bangkok, 10330, Thailand (corresponding author to provide phone: +662-218-6868; fax: +662-218-6877; e-mail: suttichai.a@chula.ac.th).

extent depending on Mg/Al ratio [4]. According to the literature so far, there has been only a few researches on the isomerization of 1-butene over hydrotalcite catalyst. Beres et al. [5] synthesized hydrotalcite and tested catalytic activities in 1-butene isomerization after calcination at 723 K. It was found that the heat treatment destroyed the hydrotalcite-like structure and created mixed oxides. However, the rate expression of this reaction on hydrotalcite catalyst has never been reported. Thus, the present work examines the isomerization of 1-butene over hydrotalcite catalyst and determines its reaction rate expression.

II. MATERIALS AND METHODS


A. Evaluation of Hydrotalcite Catalyst

The commercial hydrotalcite catalyst was grinded and screened to get particles having sizes smaller than 250 microns. A 0.3 gram of hydrotalcite catalyst was packed in a fixed bed reactor having plugs of quartz wool and inert balls on both ends. The catalyst was pretreated at 773 K under N₂ (99.99% purity) flow of 50 ml/min for 1 hour. It was cooled to a desired reaction temperature between 623, 673 and 723 K. The gaseous feed of 10% 1-butene in nitrogen was fed downwards through the packed catalyst and co-fed by N₂ (99.99% purity). The concentration of 1-butene (2.4 -10 mol% in feed) was controlled by increasing N₂ co-feed. Gas hourly space velocity (*GHSV*) was studied in a range of 4 – 16 m³/h/kg-cat. The reaction was carried out at atmospheric pressure. The outlet gas was analyzed by a gas chromatography equipped with an FID detector. All instruments were set up as shown in Fig. 1.

B. Reaction Rate Expressions

The isomerization of *n*-butene does not only involve *cis/trans* rearrangements, but also simultaneous reversible rearrangement to isobutene. The three possible reactions are illustrated in Fig. 2. For the whole temperature range evaluated, no isobutene was found. Thus the isomerization of *n*-butene in this study considered only reaction <1> shown in Fig. 2.

However, in this study, both *cis*- and *trans*- isomer are not considered separately but combined as 2-butene. The reaction is written as (1).



In the system of heterogeneous catalyst, rate of the reaction of component A is defined as mol A/s-g catalyst and the

design equation for a packed-bed catalytic reactor can be written as (2). Assuming power rate law model and elementary reaction, then the rate expression of 1-butene can be written in forms of (3) – (4).

$$\frac{dF_A}{dW} = r_A \quad (2)$$

$$-r_A = k_1(C_A - \frac{C_B}{K_e}) \quad (3)$$

$$r_B = k_1(C_A - \frac{C_B}{K_e}) \quad (4)$$

where A and B represent 1-butene and 2-butene, respectively.

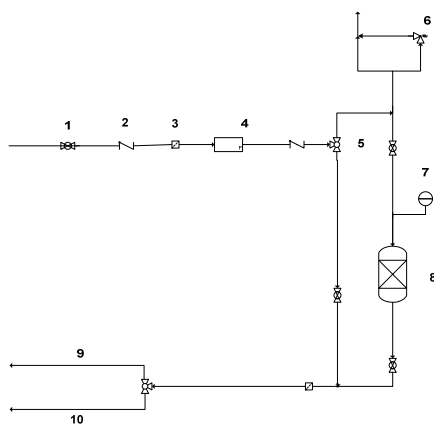


Fig. 1 Schematic diagram of 1-butene isomerization system; 1 = on-off valve, 2 = check valve, 3 = filter, 4 = mass flow controller, 5 = 3-ways valve, 6 = relief valve, 7 = pressure gauge, 8 = reactor, 9 = gas chromatography, 10 = open vent

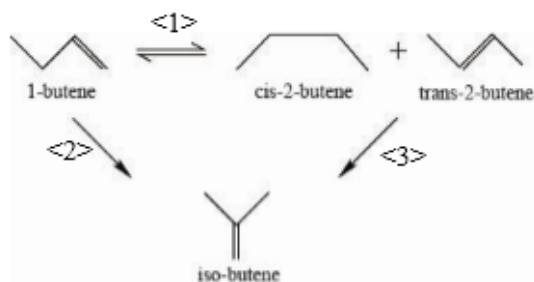


Fig. 2 Isomerization of butene [6]

The thermodynamic equilibrium was simulated between 1-butene, *cis*-2-butene and *trans*-2-butene by using Aspen Plus Software in a REquil reactor with NRTL (Non Random To Liquid) method. The equilibrium constants (K_e) at temperature 623 K, 673 K, and 723 K and pressure 1 bar. are 3.591, 3.118, and 2.757, respectively. This shows that the maximum conversion of 1-butene at 623 K, 673 K, and 723 K are 78%, 76% ,and 73%, respectively.

C. Numerical Analysis

To solve multiple ordinary differential (3) and (4) in order to obtain all reaction rate constants, k , 4th order Rung-Kutta method was selected.

III. RESULTS AND DISCUSSION

A. Effect of Reaction Parameters on Hydrotalcite Catalytic Performance

To investigate the effect of temperature on the activity of catalyst, the temperature of isomerization of 1-butene was varied between 623 and 723 K. From Fig. 3, generally for every *GHSV* range the highest conversion of 1-butene was obtained at the highest temperature (723 K) and followed by 673 and 623 K, sequentially. This is agreed to Arrhenius equation that the reaction rate significantly increased at elevated temperature. It can be noticed that the gap increase of the activity when the temperature changes from 623 to 673 K was quite large compared to that when the temperature was changed from 673 to 723 K.

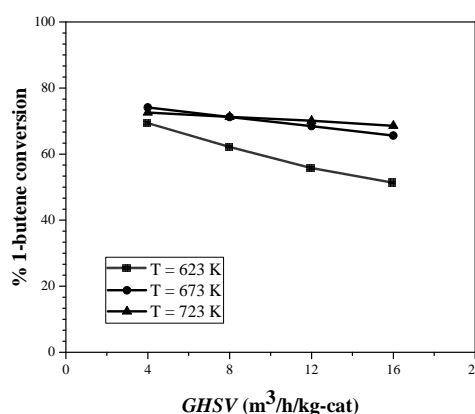


Fig. 3 Effect of *GHSV* and reaction temperature on conversion of 1-butene: Reaction condition $P = 1$ bar, 0.3 g of catalyst, 5% mol 1-butene in feed

Another parameter which involves in the performance of catalyst is *GHSV*. From Fig. 3, at the temperature of 623 K, the amount of 1-butene converted was greatly affected by changing *GSHV*. By increasing *GSHV* from 4 to 16 m³/h/kg-cat, 1-butene conversion decreased from about 69.3% to 51.1 %. This is because of the lower contact time of the reactant in the catalyst bed at the high *GSHV* [7]. When the operating temperature was higher, the effect of *GSHV* on 1-butene conversion became less observable. This is due to the predominant effect of the reaction rate at the high temperatures. It can be concluded that *GSHV* effect is dominant especially at low reaction temperature.

On the other hand, *GSHV* showed only a minor effect on *cis*- and *trans*-2-butene selectivity as illustrated in Figs. 4 and 5 in every temperature. It was observed that the selectivity of *cis*- and *trans*-2-butene did not remarkably change in the *GSHV* range of 4 to 16 m³/h/kg-cat. For the whole temperature range evaluated, no skeletal isomerization of 1-butene to isobutene was found over hydrotalcite catalyst. The major selectivity was towards *trans*-2-butene, followed by *cis*-2-butene for the 673 and 723 K cases. In contrast, at the temperature 623 K, the selectivity of *cis*-2-butene was the major one. This is because the reaction rate at 623 K was the slowest of all temperatures and the activity of catalyst was

away from the equilibrium. Moreover, the selectivity of *cis*-2-butene was increased differing from *trans*-2-butene when *GHSV* was risen. It is reasonable to summarize that 1-butene was isomerized to *cis*-2-butene first and then geometrically isomerized to *trans*-2-butene. This is agreeable with the literatures [8] which studied the base-catalyzed isomerization of 1-butene. The characteristic selectivity of the product isomers in base catalyst depends on the relative stability of two allylic carbanions which is the intermediates form [9]. Since allylic carbanion in *cis* form is more stable than *trans* form on the surface of solid base catalyst, the concentration of allylic carbanion in *cis* form is higher than *trans* form. Thus, in the initial stage of 1-butene isomerization *cis*-2-butene is predominantly formed over *trans*-2-butene [5].

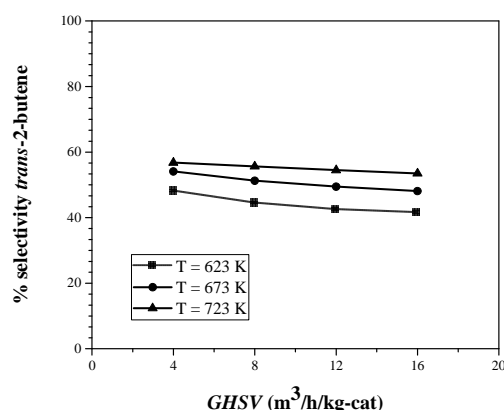


Fig. 4 Effect of *GHSV* and reaction temperature on the selectivity of *cis*-2-butene: Reaction condition $P = 1$ bar, 0.3 g of catalyst, 5% mol 1-butene in feed

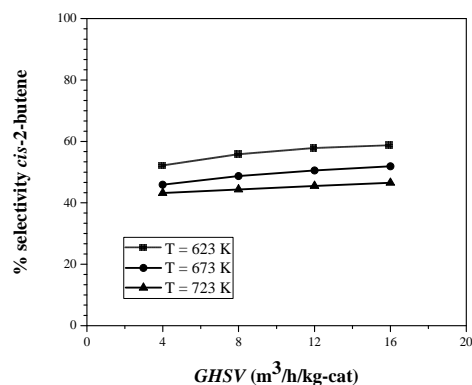


Fig. 5 Effect of *GHSV* and reaction temperature on the selectivity of *trans*-2-butene: Reaction condition $P = 1$ bar, 0.3 g of catalyst, 5% mol 1-butene in feed

In order to investigate the effect of concentration of 1-butene feed on the activity of catalyst, the experiments were set up by varying the concentration of 1-butene feed between 2.4 to 10 mol%. It was found that the conversion was slightly changed when changing feed concentration. In the kinetic study of reactions, the concentration of reactant was directly involved in the rate of the reactions. In spite of the same equilibrium conversion, it did not mean that the reactions were not affected by concentration of 1-butene feed. In this study,

the concentration has just a minor effect on the activity of catalyst because of the narrow range of varied concentration of feed.

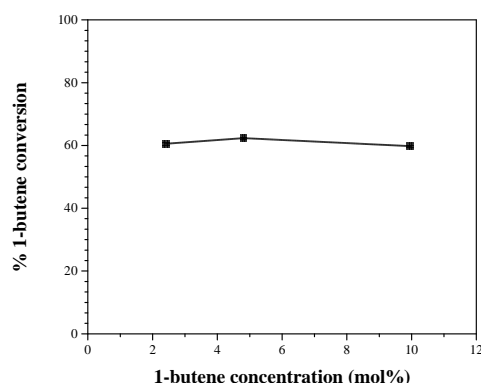


Fig. 6 Effect of 1-butene concentration on the conversion of 1-butene: Reaction conditions $P = 1$ bar, $T = 623$ K, total feed flow rate (1-butene + N_2) = 45 ml/min

B. Parameter Estimation and Kinetic Evaluation

Based on experimental data at different temperatures, the kinetic parameters in (1) can be evaluated and summarized in Table I.

TABLE I
 ESTIMATED RATE CONSTANTS OF ALL 1-BUTENE ISOMERIZATION REACTIONS

| | Reaction rate constants (L/s · g catalyst) | | |
|----------|--|----------|----------|
| | 623 K | 673 K | 723 K |
| k_i | 0.008065 | 0.014207 | 0.023143 |
| k_{-i} | 0.002246 | 0.004559 | 0.008394 |

$$k = A_0 \exp(-E_a/RT) \quad (5)$$

According to Arrhenius (5), the rate constants which depend on temperature are represented in Fig. 7. The parameters of the Arrhenius equation which display the plot of $\ln k$ versus $1000/T$ are estimated and represented in Table II and Fig. 7. The straight line with negative slopes of the Arrhenius plot of the rate constants confirms the thermodynamic consistency of the present Power Law model.

TABLE II
 ARRHENIUS EQUATION PARAMETERS

| Reaction rate constant | A_0 | E_a (kJ mol ⁻¹) |
|------------------------|-------|-------------------------------|
| k_i | 16.50 | 39.50 |
| k_{-i} | 31.06 | 49.40 |

Fig. 8 shows the comparison between the experimental data and model predictions for the reaction scheme. It is clear that the values predicted and the values measured experimentally are in good agreement for the reactions at 623, 673, and 723 K.

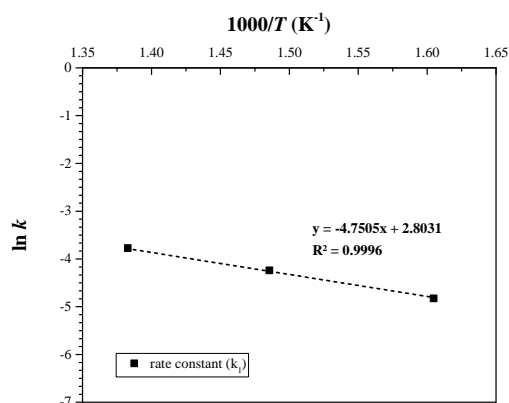


Fig. 7 Arrhenius plots of isomerization pathways

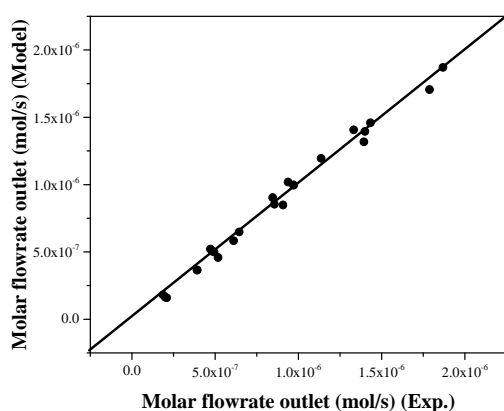


Fig. 8 Comparison between experimental results and model predictions for 1-butene and 2-butene at the reaction temperature at 623, 673, and 723 K

IV. CONCLUSION

The present investigation is to estimate kinetic parameters and to study the effect of reaction parameters on 1-butene isomerization reaction over hydrotalcite catalyst which leads to the following conclusions. The experiments were performed at various temperature and gas hourly space velocity (*GHSV*); therefore, the rate constant of the reaction can be determined. The rate constant (*k*) at temperature 623, 673, and 723 K. are 0.008065, 0.014207, and 0.023143 respectively. The reaction rate was increased at elevated temperature. This is the reason why the activity of 1-butene isomerization over hydrotalcite catalyst exhibits high 1-butene conversion at high temperature and low *GHSV*. The product selectivity is significantly influenced by the reaction temperature, but slightly affected by gas hourly space velocity (*GHSV*) and feed concentration. The kinetics investigation shows that the activation energy of 1-butene and 2-butene isomerization were 39.50 and 49.40 kJ/mol, respectively.

ACKNOWLEDGMENT

The authors would like to acknowledge the financial support from SCG Chemicals Co., Ltd.

REFERENCES

- [1] Pines, H., Veseley, J.A., and Ipatieff, V.N., Studies in the terpene series. XXIV. Sodium-catalyzed double bonds migration and dehydrogenation of d-limonene, 1-a-phellandrene and of 2,4(8)- and 3,6(9)-p-menthadiene, *J. Am. Chem. Soc.*, vol. 77, pp., 1955.
- [2] Tichit, D., et al., Textural Properties and Catalytic Activity of Hydrotalcites, *J. of Catalysis*, vol. 151, pp. 50-59, 1995.
- [3] Bellotto, M., Rebours, B., Clause, O., Lynch, J., Bazin, D., and Elkaim, E., *J. Phys. Chem.*, vol. 100, pp., 1996.
- [4] Corma, A., Fornés, V., Martín-Aranda, R.M., and Rey, F., Determination of base properties of hydrotalcites: Condensation of benzaldehyde with ethyl acetoacetate, *J. of Catalysis*, vol. 134, pp. 58-65, 1992.
- [5] Beres, A., Hannus, I., and Kiricsi, I., Acid-base testing of catalysts using 1-butene isomerization as test reaction, *React. Kinet. Catal. Lett.*, vol. 56, pp. 55-61, 1995.
- [6] Choudhary, V.R., Catalytic isomerization of n-butene to isobutene, *Chem. Ind. Dev*, vol., pp. 32-41, 1974.
- [7] Zhao, Q., Chen, S.-L., Gao, J., and Xu, C., Effect of tungsten oxide loading on metathesis activity of ethene and 2-butene over WO₃/SiO₂ catalysts, *Transition Metal Chemistry*, vol. 34, pp. 621-627, 2009.
- [8] Hattori, H., Solid Base Catalysts: Fundamentals and Applications, in: 20th Annual Saudi-Japan Symposium, Catalysts in Petroleum Refining & Petrochemicals Dhahran, Saudi Arabia, 2010.
- [9] Ono, Y. and Hattori, H., Characterization of solid base catalyst, in: Solid Base Catalysis, Springer Science & Business Media, pp. 45-46.